

BY THE NUMBERS



DEMOGRAPHICS



Population

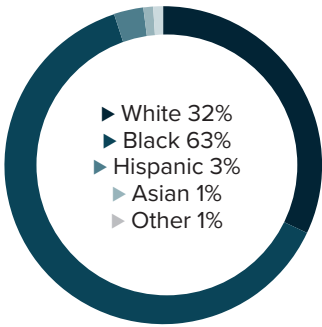
41,826



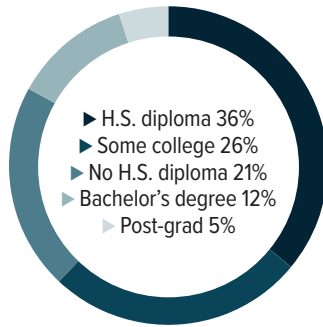
Number of households

14,595

Racial distribution



Education level



ECONOMY



Median household income

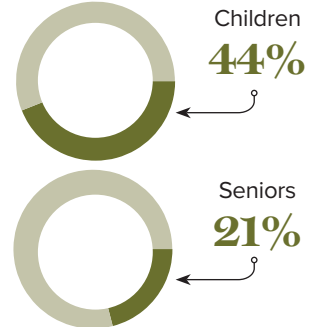
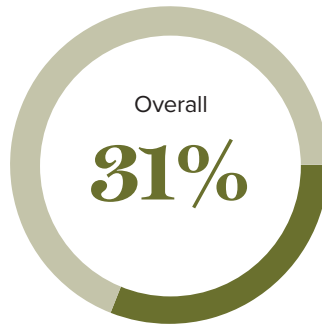
\$30,234



Median value of owner-occupied housing

\$118,100

Poverty rates



PUBLIC SCHOOLS

Lafayette
Enrollment

31,994

Economically
disadvantaged

65%

HIGHER EDUCATION

Number of students receiving
GO Grants

156

Number of students receiving TOPS

307

TOPS breakdown

Opportunity

152

Honors

63

Performance

77

Tech

15

WORKING FAMILY TAX CREDITS



Housholds receiving EITC*

6,248



State EITC impact

\$947,302



Tax filers receiving EITC

38%



Average state EITC

\$152

*The Earned Income Tax Credit (EITC) is a benefit for working people with low to moderate income. To qualify, you must meet certain requirements and file a tax return, even if you do not owe any tax or are not required to file.

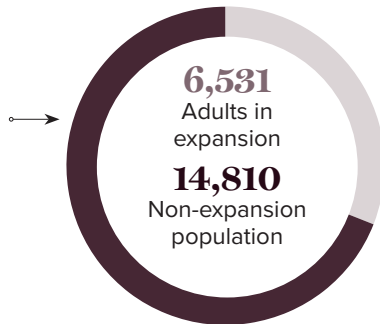
MEDICAID

Total individuals receiving Medicaid

21,341

Children receiving Medicaid

9,377



CASH ASSISTANCE

	FITAP	KCSP
Households	38	22
Average amount per recipient	\$78	\$179
Total monthly distribution	\$8,939	\$10,212

*The Family Independence Temporary Assistance Program (FITAP) provides cash assistance to very low-income families with children who meet specific criteria.

*The Kinship Care Subsidy Program (KCSP) provides cash assistance to qualifying relatives who are caring for one or more children in the absence of the children's parents.

FOOD ASSISTANCE



SNAP recipients

10,866



SNAP retailers

56



Households receiving SNAP*

36%



Monthly benefits redeemed at district retailers

\$1,547,313



Total monthly benefits

\$1,850,332

*The Supplemental Nutrition Assistance Program (SNAP, also called Food Stamps) provides food assistance benefits to people and families with low incomes.