

BY THE NUMBERS



DEMOGRAPHICS

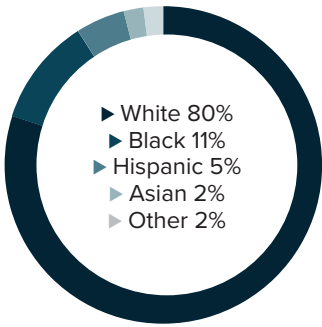


Population
50,975

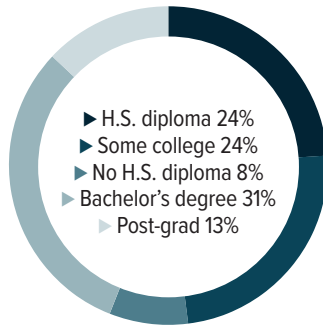


Number of households
19,614

Racial distribution



Education level



ECONOMY

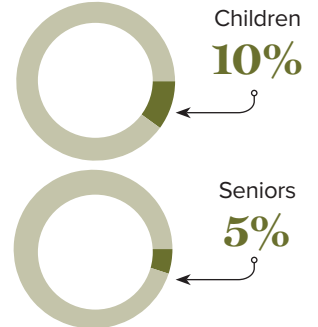
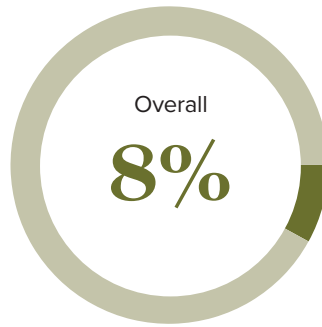


Median household income
\$71,270



Median value of owner-occupied housing
\$238,000

Poverty rates



PUBLIC SCHOOLS

Lafayette
Enrollment
31,994
Economically disadvantaged
65%

HIGHER EDUCATION

Number of students receiving GO Grants
112

Number of students receiving TOPS

991

TOPS breakdown

Opportunity
398

Performance
298

Honors
270

Tech
25

WORKING FAMILY TAX CREDITS



Housholds receiving EITC*

3,282



State EITC impact

\$407,792



Tax filers receiving EITC

15%



Average state EITC

\$124

*The Earned Income Tax Credit (EITC) is a benefit for working people with low to moderate income. To qualify, you must meet certain requirements and file a tax return, even if you do not owe any tax or are not required to file.

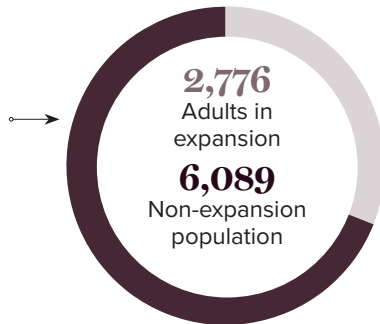
MEDICAID

Total individuals receiving Medicaid

8,865

Children receiving Medicaid

4,382



CASH ASSISTANCE

	FITAP	KCSP
Households	8	2
Average amount per recipient	\$80	\$148
Total monthly distribution	\$1,528	\$444

*The Family Independence Temporary Assistance Program (FITAP) provides cash assistance to very low-income families with children who meet specific criteria.

*The Kinship Care Subsidy Program (KCSP) provides cash assistance to qualifying relatives who are caring for one or more children in the absence of the children's parents.

FOOD ASSISTANCE



SNAP recipients

3,300



SNAP retailers

32



Households receiving SNAP*

8%



Monthly benefits redeemed at district retailers

\$1,115,847



Total monthly benefits

\$556,238

*The Supplemental Nutrition Assistance Program (SNAP, also called Food Stamps) provides food assistance benefits to people and families with low incomes.