

BY THE NUMBERS



DEMOGRAPHICS



Population

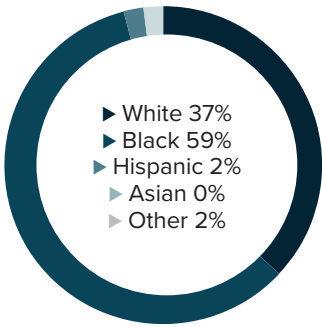
42,306



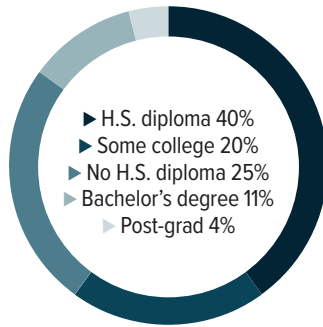
Number of households

14,968

Racial distribution



Education level



ECONOMY



Median household income

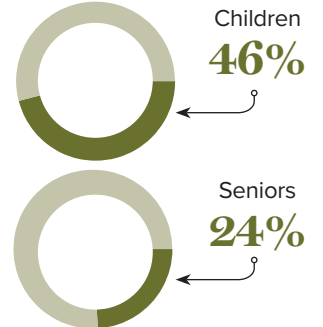
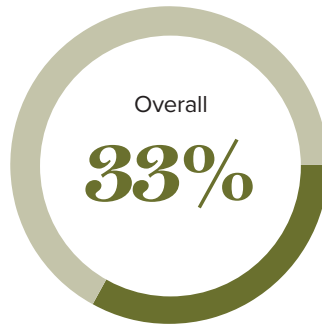
\$28,857



Median value of owner-occupied housing

\$106,600

Poverty rates



PUBLIC SCHOOLS

St. Landry

Enrollment

12,965

Economically disadvantaged

78%

HIGHER EDUCATION

Number of students receiving GO Grants

160

Number of students receiving TOPS

353

TOPS breakdown

Opportunity

171

Honors

77

Performance

78

Tech

27

WORKING FAMILY TAX CREDITS



Housholds receiving EITC*

5,479



State EITC impact

\$847,881



Tax filers receiving EITC

35%



Average state EITC

\$155

*The Earned Income Tax Credit (EITC) is a benefit for working people with low to moderate income. To qualify, you must meet certain requirements and file a tax return, even if you do not owe any tax or are not required to file.

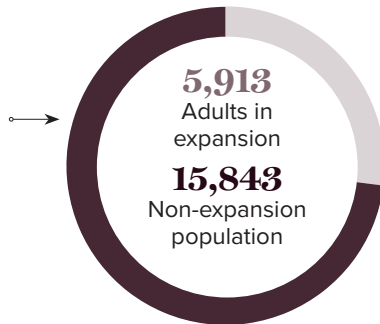
MEDICAID

Total individuals receiving Medicaid

21,756

Children receiving Medicaid

9,772



CASH ASSISTANCE

	FITAP	KCSP
Households	38	29
Average amount per recipient	\$74	\$164
Total monthly distribution	\$8,535	\$12,654

*The Family Independence Temporary Assistance Program (FITAP) provides cash assistance to very low-income families with children who meet specific criteria.

*The Kinship Care Subsidy Program (KCSP) provides cash assistance to qualifying relatives who are caring for one or more children in the absence of the children's parents.

FOOD ASSISTANCE



SNAP recipients

11,303



SNAP retailers

48



Households receiving SNAP*

36%



Monthly benefits redeemed at district retailers

\$1,931,490



Total monthly benefits

\$1,916,258

*The Supplemental Nutrition Assistance Program (SNAP, also called Food Stamps) provides food assistance benefits to people and families with low incomes.