

BY THE NUMBERS



DEMOGRAPHICS



Population

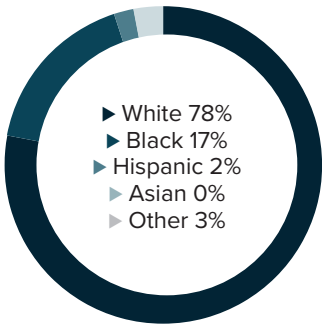
45,113




Number of households

16,311

Racial distribution



Education level



ECONOMY



Median household income

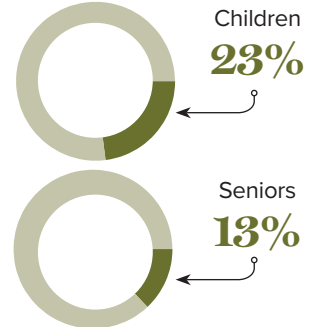
\$45,931



Median value of owner-occupied housing

\$117,700

Poverty rates



PUBLIC SCHOOLS

Jefferson Davis
Enrollment

5,766

Economically disadvantaged

65%

Calcasieu
Enrollment

31,609

Economically disadvantaged

65%

HIGHER EDUCATION

Number of students receiving GO Grants

142

Number of students receiving TOPS

503

TOPS breakdown

Opportunity

218

Honors

81

Performance

141

Tech

63

WORKING FAMILY TAX CREDITS



Housholds receiving EITC*

4,446



State EITC impact

\$607,539



Tax filers receiving EITC

24%



Average state EITC

\$137

*The Earned Income Tax Credit (EITC) is a benefit for working people with low to moderate income. To qualify, you must meet certain requirements and file a tax return, even if you do not owe any tax or are not required to file.

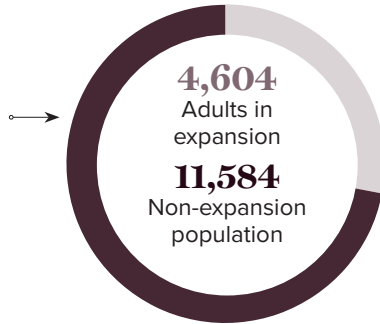
MEDICAID

Total individuals receiving Medicaid

16,188

Children receiving Medicaid

7,802



CASH ASSISTANCE

	FITAP	KCSP
Households	17	16
Average amount per recipient	\$74	\$159
Total monthly distribution	\$4,137	\$6,660

*The Family Independence Temporary Assistance Program (FITAP) provides cash assistance to very low-income families with children who meet specific criteria.

*The Kinship Care Subsidy Program (KCSP) provides cash assistance to qualifying relatives who are caring for one or more children in the absence of the children's parents.

FOOD ASSISTANCE



SNAP recipients

6,664



SNAP retailers

41



Households receiving SNAP*

18%



Monthly benefits redeemed at district retailers

\$1,108,086



Total monthly benefits

\$1,118,214

*The Supplemental Nutrition Assistance Program (SNAP, also called Food Stamps) provides food assistance benefits to people and families with low incomes.