

BY THE NUMBERS



DEMOGRAPHICS

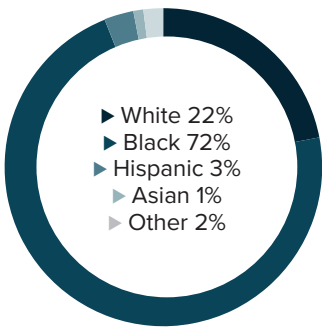


Population
45,783

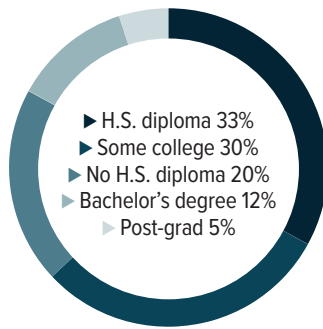


Number of households
18,439

Racial distribution



Education level



ECONOMY

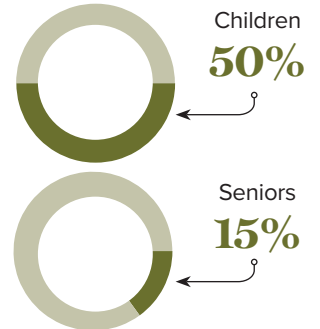


Median household income
\$32,939



Median value of owner-occupied housing
\$110,500

Poverty rates



PUBLIC SCHOOLS

Calcasieu
Enrollment
31,609
Economically
disadvantaged
65%

HIGHER EDUCATION

Number of students receiving
GO Grants **196**

Number of students receiving TOPS
263

TOPS breakdown

Opportunity
119

Honors
41

Performance
69

Tech
34

WORKING FAMILY TAX CREDITS



Housholds receiving EITC*

6,671



State EITC impact

\$953,595



Tax filers receiving EITC

34%



Average state EITC

\$143

*The Earned Income Tax Credit (EITC) is a benefit for working people with low to moderate income. To qualify, you must meet certain requirements and file a tax return, even if you do not owe any tax or are not required to file.

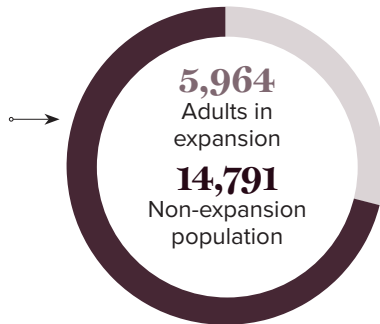
MEDICAID

Total individuals receiving Medicaid

20,755

Children receiving Medicaid

9,570



CASH ASSISTANCE

	FITAP	KCSP
Households	23	24
Average amount per recipient	\$79	\$161
Total monthly distribution	\$4,927	\$8,880

*The Family Independence Temporary Assistance Program (FITAP) provides cash assistance to very low-income families with children who meet specific criteria.

*The Kinship Care Subsidy Program (KCSP) provides cash assistance to qualifying relatives who are caring for one or more children in the absence of the children's parents.

FOOD ASSISTANCE



SNAP recipients

11,505



SNAP retailers

44



Households receiving SNAP*

29%



Monthly benefits redeemed at district retailers

\$1,053,665



Total monthly benefits

\$1,948,623

*The Supplemental Nutrition Assistance Program (SNAP, also called Food Stamps) provides food assistance benefits to people and families with low incomes.