

BY THE NUMBERS



DEMOGRAPHICS



Population

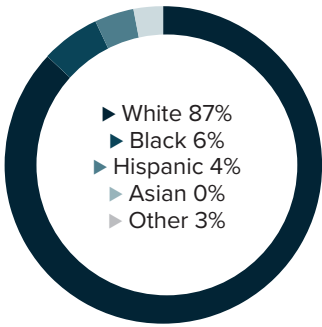
44,490



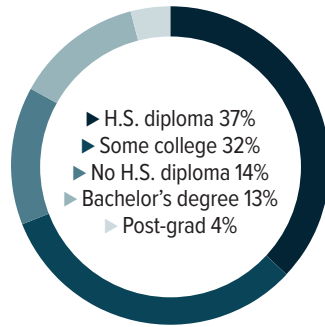
Number of households

16,801

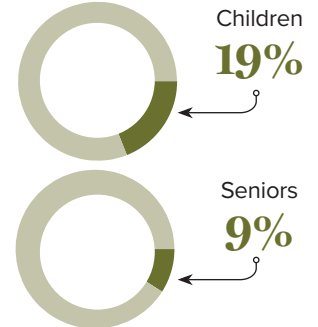
Racial distribution



Education level



Poverty rates



ECONOMY



Median household income

\$53,169



Median value of owner-occupied housing

\$130,500

PUBLIC SCHOOLS

Calcasieu
Enrollment

31,609

Economically
disadvantaged

65%

HIGHER EDUCATION

Number of students receiving
GO Grants

147

Number of students receiving TOPS

609

TOPS breakdown

Opportunity

281

Honors

113

Performance

169

Tech

46

WORKING FAMILY TAX CREDITS



Housholds receiving EITC*

3,684



State EITC impact

\$481,426



Tax filers receiving EITC

19%



Average state EITC

\$131

*The Earned Income Tax Credit (EITC) is a benefit for working people with low to moderate income. To qualify, you must meet certain requirements and file a tax return, even if you do not owe any tax or are not required to file.

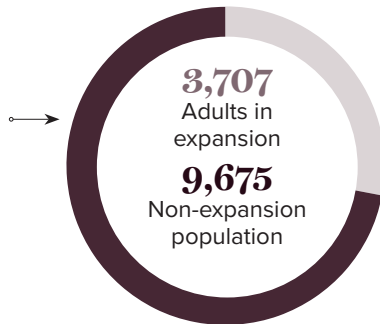
MEDICAID

Total individuals receiving Medicaid

13,382

Children receiving Medicaid

6,720



CASH ASSISTANCE

	FITAP	KCSP
Households	10	13
Average amount per recipient	\$96	\$173
Total monthly distribution	\$1,632	\$7,104

*The Family Independence Temporary Assistance Program (FITAP) provides cash assistance to very low-income families with children who meet specific criteria.

*The Kinship Care Subsidy Program (KCSP) provides cash assistance to qualifying relatives who are caring for one or more children in the absence of the children's parents.

FOOD ASSISTANCE



SNAP recipients

5,462



SNAP retailers

37



Households receiving SNAP*

14%



Monthly benefits redeemed at district retailers

\$1,032,360



Total monthly benefits

\$920,418

*The Supplemental Nutrition Assistance Program (SNAP, also called Food Stamps) provides food assistance benefits to people and families with low incomes.