

BY THE NUMBERS



DEMOGRAPHICS

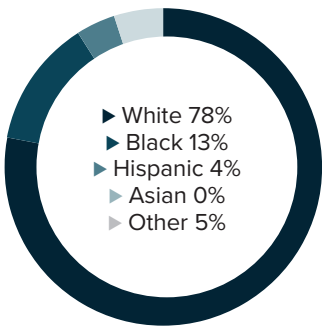


Population
45,001

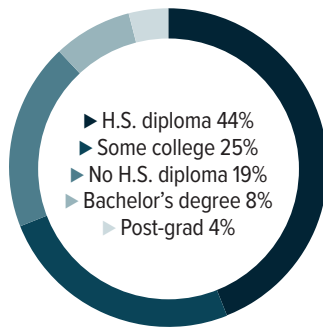


Number of households
14,830

Racial distribution



Education level



ECONOMY

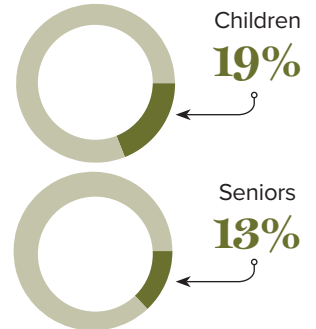
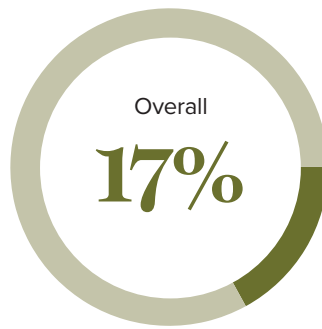


Median household income
\$43,358



Median value of owner-occupied housing
\$94,600

Poverty rates



PUBLIC SCHOOLS

Beauregard
Enrollment
5,946
Economically disadvantaged
62%

Allen
Enrollment
4,159
Economically disadvantaged
68%

Calcasieu
Enrollment
31,609
Economically disadvantaged
65%

HIGHER EDUCATION

Number of students receiving GO Grants
105

Number of students receiving TOPS

351

TOPS breakdown

Opportunity
164

Performance
81

Honors
68

Tech
38

WORKING FAMILY TAX CREDITS



Housholds receiving EITC*

3,659



State EITC impact

\$502,785



Tax filers receiving EITC

24%



Average state EITC

\$137

*The Earned Income Tax Credit (EITC) is a benefit for working people with low to moderate income. To qualify, you must meet certain requirements and file a tax return, even if you do not owe any tax or are not required to file.

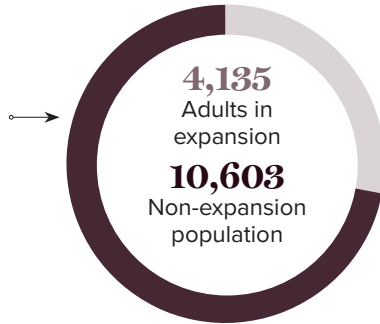
MEDICAID

Total individuals receiving Medicaid

14,738

Children receiving Medicaid

6,875



CASH ASSISTANCE

	FITAP	KCSP
Households	16	15
Average amount per recipient	\$76	\$152
Total monthly distribution	\$3,702	\$5,328

*The Family Independence Temporary Assistance Program (FITAP) provides cash assistance to very low-income families with children who meet specific criteria.

*The Kinship Care Subsidy Program (KCSP) provides cash assistance to qualifying relatives who are caring for one or more children in the absence of the children's parents.

FOOD ASSISTANCE



SNAP recipients

6,383



SNAP retailers

32



Households receiving SNAP*

19%



Monthly benefits redeemed at district retailers

\$892,922



Total monthly benefits

\$1,074,095

*The Supplemental Nutrition Assistance Program (SNAP, also called Food Stamps) provides food assistance benefits to people and families with low incomes.