

BY THE NUMBERS



DEMOGRAPHICS



Population

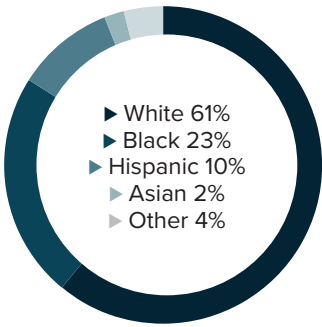
44,578



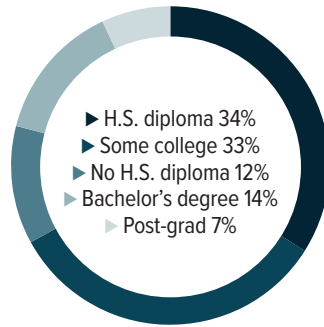
Number of households

16,102

Racial distribution



Education level



ECONOMY



Median household income

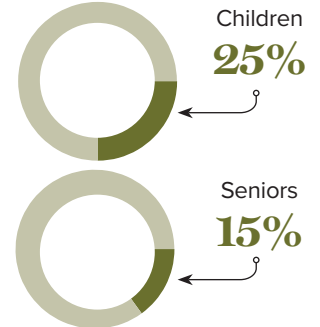
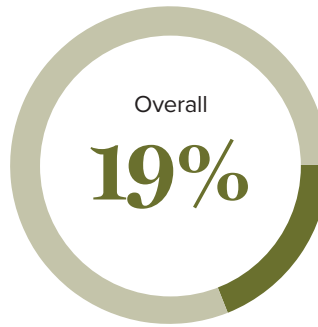
\$46,064



Median value of owner-occupied housing

\$132,000

Poverty rates



PUBLIC SCHOOLS

Vernon

Enrollment

8,508

Economically disadvantaged

67%

Beauregard

Enrollment

5,946

Economically disadvantaged

62%

HIGHER EDUCATION

Number of students receiving GO Grants

120

Number of students receiving TOPS

336

TOPS breakdown

Opportunity

159

Honors

63

Performance

91

Tech

23

WORKING FAMILY TAX CREDITS



Housholds receiving EITC*

4,013



State EITC impact

\$543,642



Tax filers receiving EITC

24%



Average state EITC

\$135

*The Earned Income Tax Credit (EITC) is a benefit for working people with low to moderate income. To qualify, you must meet certain requirements and file a tax return, even if you do not owe any tax or are not required to file.

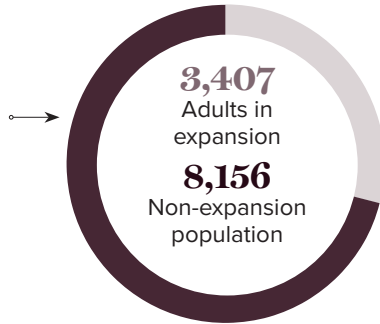
MEDICAID

Total individuals receiving Medicaid

11,563

Children receiving Medicaid

5,326



CASH ASSISTANCE

	FITAP	KCSP
Households	11	13
Average amount per recipient	\$74	\$142
Total monthly distribution	\$2,364	\$5,106

*The Family Independence Temporary Assistance Program (FITAP) provides cash assistance to very low-income families with children who meet specific criteria.

*The Kinship Care Subsidy Program (KCSP) provides cash assistance to qualifying relatives who are caring for one or more children in the absence of the children's parents.

FOOD ASSISTANCE



SNAP recipients

5,740



SNAP retailers

33



Households receiving SNAP*

16%



Monthly benefits redeemed at district retailers

\$1,524,724



Total monthly benefits

\$966,568

*The Supplemental Nutrition Assistance Program (SNAP, also called Food Stamps) provides food assistance benefits to people and families with low incomes.