

BY THE NUMBERS



DEMOGRAPHICS

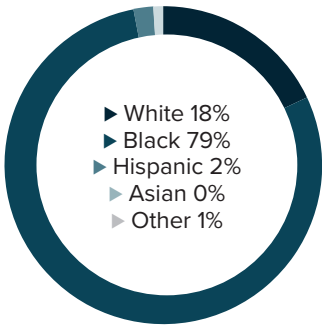


Population
41,856




Number of households
14,462

Racial distribution



Education level



ECONOMY

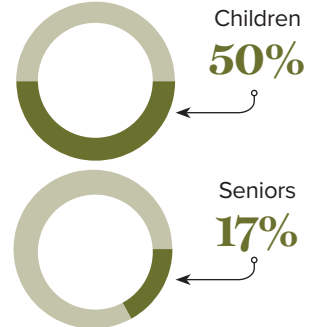
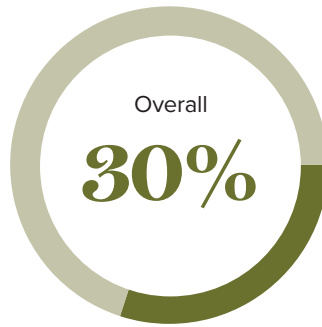


Median household income
\$35,938



Median value of owner-occupied housing
\$116,800

Poverty rates



PUBLIC SCHOOLS

West Baton Rouge
Enrollment
3,962

Economically
disadvantaged
70%

East Baton Rouge
Enrollment
41,420

Economically
disadvantaged
80%

HIGHER EDUCATION

Number of students receiving
GO Grants **258**

Number of students receiving TOPS
307

TOPS breakdown

Opportunity
166

Honors
67

Performance
53

Tech
21

WORKING FAMILY TAX CREDITS



Housholds receiving EITC*

6,514



State EITC impact

\$1,044,828



Tax filers receiving EITC

39%



Average state EITC

\$160

*The Earned Income Tax Credit (EITC) is a benefit for working people with low to moderate income. To qualify, you must meet certain requirements and file a tax return, even if you do not owe any tax or are not required to file.

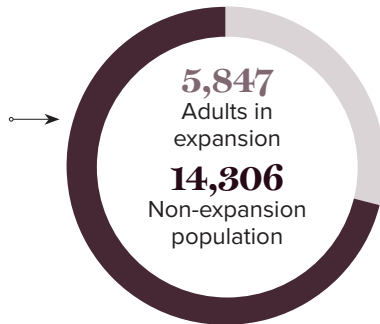
MEDICAID

Total individuals receiving Medicaid

20,153

Children receiving Medicaid

9,261



CASH ASSISTANCE

	FITAP	KCSP
Households	53	25
Average amount per recipient	\$75	\$163
Total monthly distribution	\$12,170	\$10,434

*The Family Independence Temporary Assistance Program (FITAP) provides cash assistance to very low-income families with children who meet specific criteria.

*The Kinship Care Subsidy Program (KCSP) provides cash assistance to qualifying relatives who are caring for one or more children in the absence of the children's parents.

FOOD ASSISTANCE



SNAP recipients

11,600



Households receiving SNAP*

36%



Total monthly benefits

\$1,957,402



SNAP retailers

49



Monthly benefits redeemed at district retailers

\$1,707,726

*The Supplemental Nutrition Assistance Program (SNAP, also called Food Stamps) provides food assistance benefits to people and families with low incomes.