

BY THE NUMBERS



DEMOGRAPHICS



Population

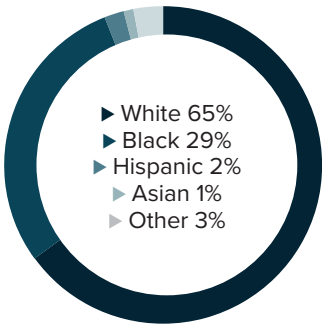
40,882



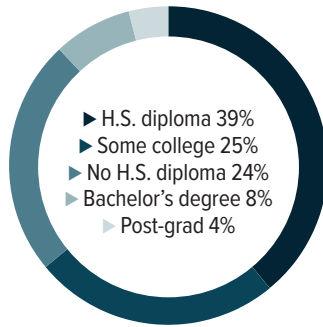
Number of households

15,085

Racial distribution



Education level



ECONOMY



Median household income

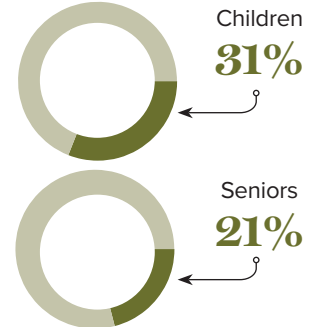
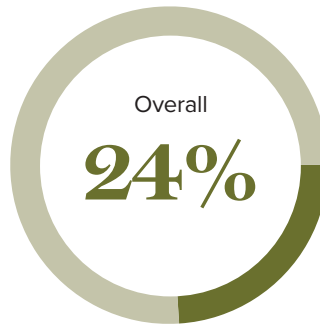
\$38,077



Median value of owner-occupied housing

\$97,400

Poverty rates



PUBLIC SCHOOLS

Avoyelles

Enrollment

5,124

Economically disadvantaged

82%

HIGHER EDUCATION

Number of students receiving GO Grants

138

Number of students receiving TOPS

339

TOPS breakdown

Opportunity

161

Honors

44

Performance

102

Tech

32

WORKING FAMILY TAX CREDITS



Housholds receiving EITC*

5,074



State EITC impact

\$753,382



Tax filers receiving EITC

33%



Average state EITC

\$148

*The Earned Income Tax Credit (EITC) is a benefit for working people with low to moderate income. To qualify, you must meet certain requirements and file a tax return, even if you do not owe any tax or are not required to file.

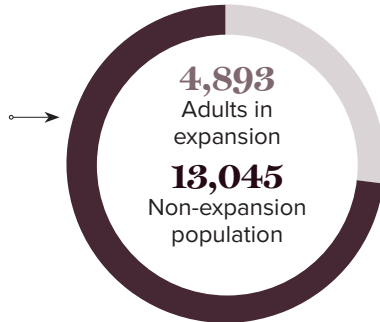
MEDICAID

Total individuals receiving Medicaid

17,938

Children receiving Medicaid

7,641



CASH ASSISTANCE

	FITAP	KCSP
Households	20	14
Average amount per recipient	\$76	\$160
Total monthly distribution	\$4,190	\$5,772

*The Family Independence Temporary Assistance Program (FITAP) provides cash assistance to very low-income families with children who meet specific criteria.

*The Kinship Care Subsidy Program (KCSP) provides cash assistance to qualifying relatives who are caring for one or more children in the absence of the children's parents.

FOOD ASSISTANCE



SNAP recipients

9,581



SNAP retailers

49



Households receiving SNAP*

30%



Monthly benefits redeemed at district retailers

\$1,444,020



Total monthly benefits

\$1,624,194

*The Supplemental Nutrition Assistance Program (SNAP, also called Food Stamps) provides food assistance benefits to people and families with low incomes.