

BY THE NUMBERS



DEMOGRAPHICS



Population

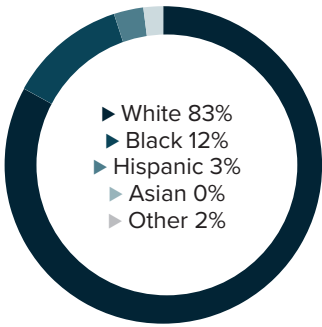
46,725



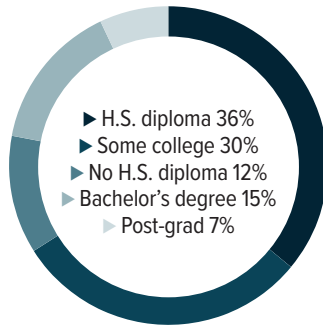
Number of households

15,855

Racial distribution



Education level



ECONOMY



Median household income

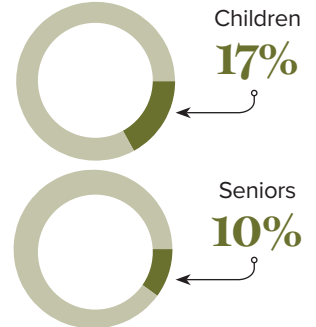
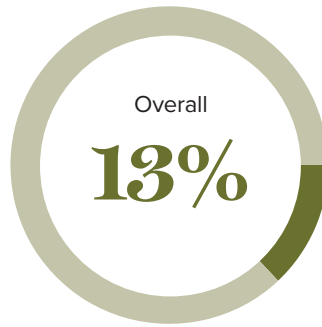
\$54,944



Median value of owner-occupied housing

\$158,600

Poverty rates



PUBLIC SCHOOLS

Rapides
Enrollment

22,941

Economically
disadvantaged

71%

HIGHER EDUCATION

Number of students receiving
GO Grants

220

Number of students receiving TOPS

713

TOPS breakdown

Opportunity

310

Honors

151

Performance

230

Tech

22

WORKING FAMILY TAX CREDITS



Housholds receiving EITC*

4,356



State EITC impact

\$578,837



Tax filers receiving EITC

24%



Average state EITC

\$133

*The Earned Income Tax Credit (EITC) is a benefit for working people with low to moderate income. To qualify, you must meet certain requirements and file a tax return, even if you do not owe any tax or are not required to file.

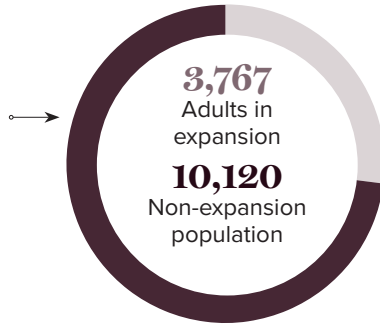
MEDICAID

Total individuals receiving Medicaid

13,887

Children receiving Medicaid

6,515



CASH ASSISTANCE

	FITAP	KCSP
Households	10	18
Average amount per recipient	\$86	\$141
Total monthly distribution	\$1,978	\$7,326

*The Family Independence Temporary Assistance Program (FITAP) provides cash assistance to very low-income families with children who meet specific criteria.

*The Kinship Care Subsidy Program (KCSP) provides cash assistance to qualifying relatives who are caring for one or more children in the absence of the children's parents.

FOOD ASSISTANCE



SNAP recipients

6,332



SNAP retailers

32



Households receiving SNAP*

18%



Monthly benefits redeemed at district retailers

\$1,558,007



Total monthly benefits

\$1,073,403

*The Supplemental Nutrition Assistance Program (SNAP, also called Food Stamps) provides food assistance benefits to people and families with low incomes.