

BY THE NUMBERS



DEMOGRAPHICS



Population

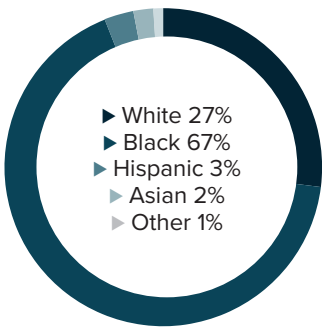
40,086




Number of households

15,151

Racial distribution



Education level



ECONOMY



Median household income

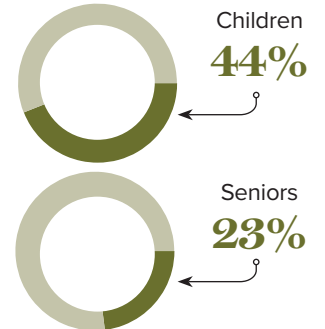
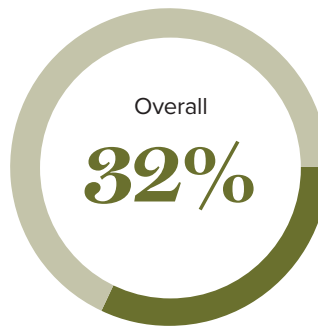
\$28,937



Median value of owner-occupied housing

\$99,900

Poverty rates



PUBLIC SCHOOLS

Rapides
Enrollment

22,941

Economically
disadvantaged

71%

HIGHER EDUCATION

Number of students receiving
GO Grants

287

Number of students receiving TOPS

315

TOPS breakdown

Opportunity

137

Honors

90

Performance

75

Tech

13

WORKING FAMILY TAX CREDITS



Housholds receiving EITC*

5,923



State EITC impact

\$859,385



Tax filers receiving EITC

37%



Average state EITC

\$145

*The Earned Income Tax Credit (EITC) is a benefit for working people with low to moderate income. To qualify, you must meet certain requirements and file a tax return, even if you do not owe any tax or are not required to file.

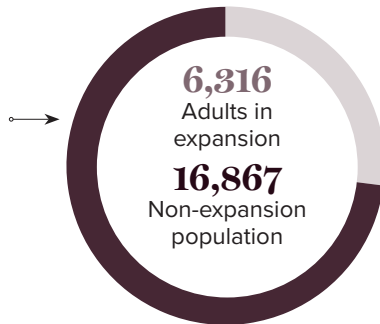
MEDICAID

Total individuals receiving Medicaid

23,183

Children receiving Medicaid

9,579



CASH ASSISTANCE

	FITAP	KCSP
Households	51	36
Average amount per recipient	\$80	\$169
Total monthly distribution	\$10,427	\$16,872

*The Family Independence Temporary Assistance Program (FITAP) provides cash assistance to very low-income families with children who meet specific criteria.

*The Kinship Care Subsidy Program (KCSP) provides cash assistance to qualifying relatives who are caring for one or more children in the absence of the children's parents.

FOOD ASSISTANCE



SNAP recipients

12,306



SNAP retailers

47



Households receiving SNAP*

40%



Monthly benefits redeemed at district retailers

\$2,231,814



Total monthly benefits

\$2,096,515

*The Supplemental Nutrition Assistance Program (SNAP, also called Food Stamps) provides food assistance benefits to people and families with low incomes.