

BY THE NUMBERS



DEMOGRAPHICS

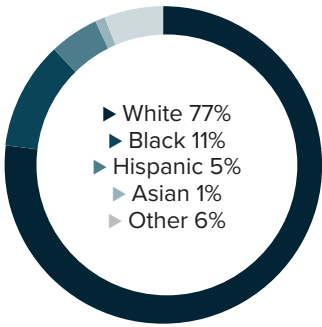


Population
44,796




Number of households
15,980

Racial distribution



Education level



ECONOMY

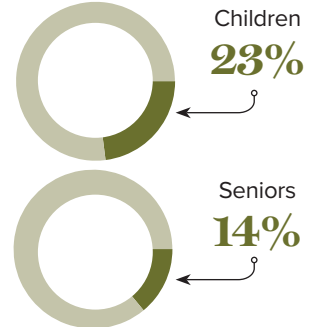
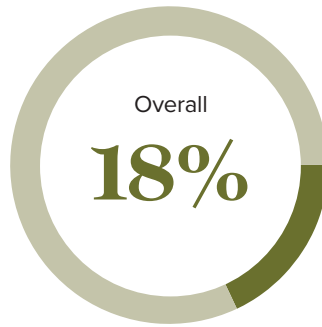


Median household income
\$43,149



Median value of owner-occupied housing
\$104,200

Poverty rates



PUBLIC SCHOOLS

Sabine
Enrollment
4,295
Economically disadvantaged
76%

Natchitoches
Enrollment
5,810
Economically disadvantaged
74%

Vernon
Enrollment
8,508
Economically disadvantaged
67%

HIGHER EDUCATION

Number of students receiving GO Grants
203

Number of students receiving TOPS
502

TOPS breakdown

Opportunity

215

Honors

91

Performance

161

Tech

35

WORKING FAMILY TAX CREDITS



Housholds receiving EITC*

3,887



State EITC impact

\$514,538



Tax filers receiving EITC

25%



Average state EITC

\$132

*The Earned Income Tax Credit (EITC) is a benefit for working people with low to moderate income. To qualify, you must meet certain requirements and file a tax return, even if you do not owe any tax or are not required to file.

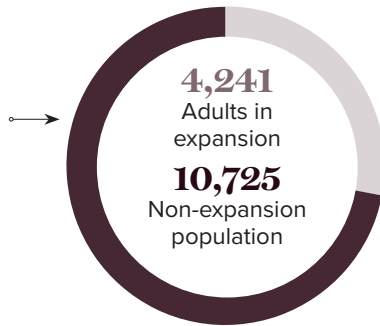
MEDICAID

Total individuals receiving Medicaid

14,966

Children receiving Medicaid

6,866



CASH ASSISTANCE

	FITAP	KCSP
Households	14	14
Average amount per recipient	\$75	\$169
Total monthly distribution	\$3,158	\$8,436

*The Family Independence Temporary Assistance Program (FITAP) provides cash assistance to very low-income families with children who meet specific criteria.

*The Kinship Care Subsidy Program (KCSP) provides cash assistance to qualifying relatives who are caring for one or more children in the absence of the children's parents.

FOOD ASSISTANCE



SNAP recipients

6,714



SNAP retailers

28



Households receiving SNAP*

18%



Monthly benefits redeemed at district retailers

\$679,382



Total monthly benefits

\$1,124,143

*The Supplemental Nutrition Assistance Program (SNAP, also called Food Stamps) provides food assistance benefits to people and families with low incomes.