

BY THE NUMBERS



DEMOGRAPHICS

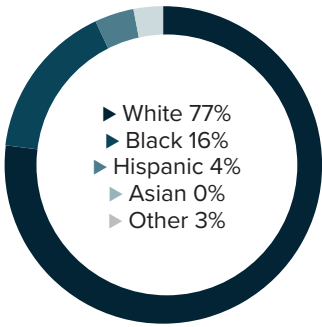


Population
43,748




Number of households
14,729

Racial distribution



Education level



ECONOMY

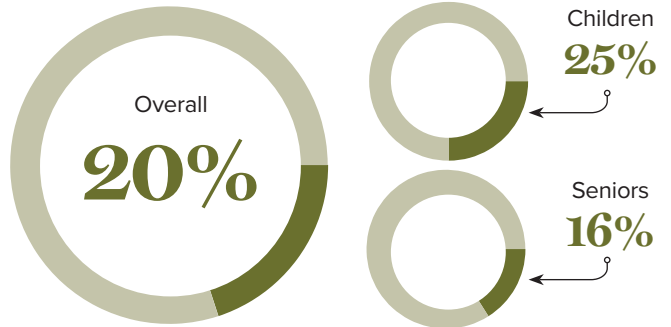


Median household income
\$40,766



Median value of owner-occupied housing
\$90,800

Poverty rates



PUBLIC SCHOOLS

Parish	Enrollment	Economically disadvantaged
LaSalle	2,651	59%
Grant	2,905	75%
Natchitoches	5,810	74%
Red River	1,449	86%
Winn	2,111	75%

HIGHER EDUCATION

Number of students receiving GO Grants **157**

Number of students receiving TOPS

405

TOPS breakdown

Opportunity

177

Honors

95

Performance

106

Tech

27

WORKING FAMILY TAX CREDITS



Housholds receiving EITC*

4,127



State EITC impact

\$573,356



Tax filers receiving EITC

27%



Average state EITC

\$139

*The Earned Income Tax Credit (EITC) is a benefit for working people with low to moderate income. To qualify, you must meet certain requirements and file a tax return, even if you do not owe any tax or are not required to file.

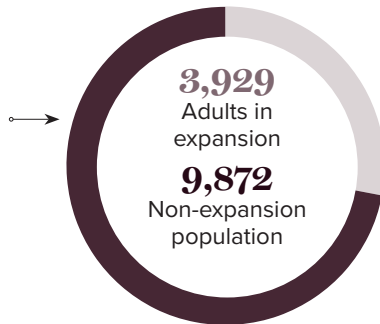
MEDICAID

Total individuals receiving Medicaid

13,801

Children receiving Medicaid

6,261



CASH ASSISTANCE

	FITAP	KCSP
Households	13	18
Average amount per recipient	\$82	\$173
Total monthly distribution	\$2,538	\$7,770

*The Family Independence Temporary Assistance Program (FITAP) provides cash assistance to very low-income families with children who meet specific criteria.

*The Kinship Care Subsidy Program (KCSP) provides cash assistance to qualifying relatives who are caring for one or more children in the absence of the children's parents.

FOOD ASSISTANCE



SNAP recipients

6,654



SNAP retailers

22



Households receiving SNAP*

20%



Monthly benefits redeemed at district retailers

\$394,814



Total monthly benefits

\$1,125,656

*The Supplemental Nutrition Assistance Program (SNAP, also called Food Stamps) provides food assistance benefits to people and families with low incomes.