

BY THE NUMBERS



DEMOGRAPHICS

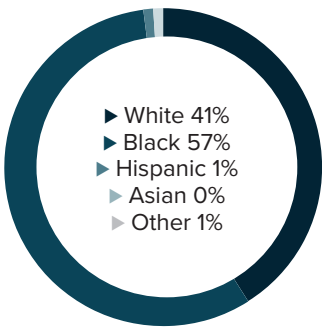


Population
38,727

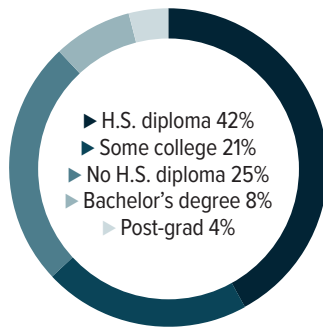


Number of households
13,891

Racial distribution



Education level



ECONOMY

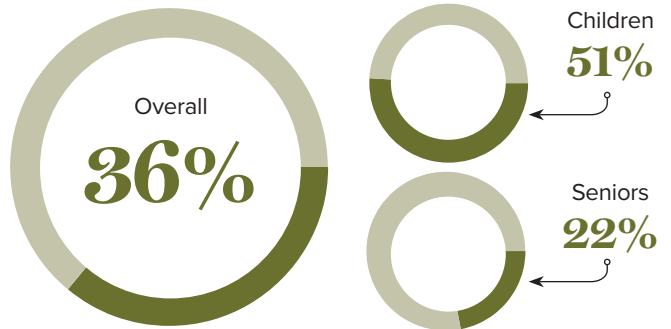


Median household income
\$25,629



Median value of owner-occupied housing
\$73,300

Poverty rates



PUBLIC SCHOOLS

Parish	Enrollment	Economically disadvantaged
Catahoula	1,130	81.9%
Concordia	3,325	84.66%
East Carroll	917	97.38%
Madison	1,174	99.66%
Tensas	421	94.30%

HIGHER EDUCATION

Number of students receiving GO Grants **113**

Number of students receiving TOPS

172

TOPS breakdown

Opportunity	Performance
93	40
Honors	Tech
28	11

WORKING FAMILY TAX CREDITS



Housholds receiving EITC*

5,366



State EITC impact

\$847,500



Tax filers receiving EITC

41%



Average state EITC

\$158

*The Earned Income Tax Credit (EITC) is a benefit for working people with low to moderate income. To qualify, you must meet certain requirements and file a tax return, even if you do not owe any tax or are not required to file.

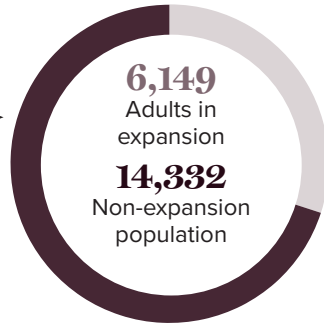
MEDICAID

Total individuals receiving Medicaid

20,481

Children receiving Medicaid

8,643



CASH ASSISTANCE

	FITAP	KCSP
Households	47	26
Average amount per recipient	\$79	\$143
Total monthly distribution	\$9,910	\$10,878

*The Family Independence Temporary Assistance Program (FITAP) provides cash assistance to very low-income families with children who meet specific criteria.

*The Kinship Care Subsidy Program (KCSP) provides cash assistance to qualifying relatives who are caring for one or more children in the absence of the children's parents.

FOOD ASSISTANCE



SNAP recipients

10,487



SNAP retailers

41



Households receiving SNAP*

35%



Monthly benefits redeemed at district retailers

\$1,278,557



Total monthly benefits

\$1,776,099

*The Supplemental Nutrition Assistance Program (SNAP, also called Food Stamps) provides food assistance benefits to people and families with low incomes.