

BY THE NUMBERS



DEMOGRAPHICS



Population

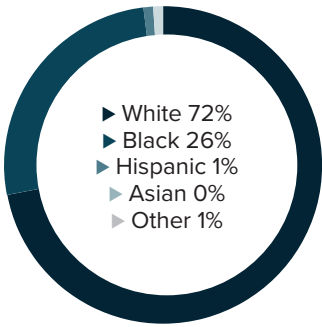
44,579




Number of households

16,557

Racial distribution



Education level



ECONOMY



Median household income

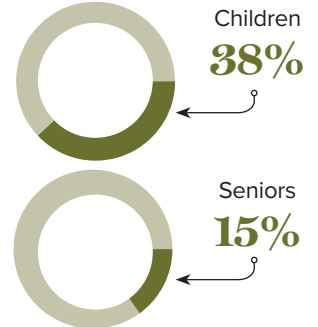
\$35,336



Median value of owner-occupied housing

\$84,900

Poverty rates



PUBLIC SCHOOLS

Parish	Enrollment	Economically disadvantaged
Caldwell	1,674	74.7%
Catahoula	1,130	81.95%
Franklin	3,094	83.71%
LaSalle	2,651	58.85%
Tensas	421	94.30%

HIGHER EDUCATION

Number of students receiving GO Grants **118**

Number of students receiving TOPS

249

TOPS breakdown

Opportunity

117

Honors

39

Performance

72

Tech

21

WORKING FAMILY TAX CREDITS



Housholds receiving EITC*

5,132



State EITC impact

\$749,382



Tax filers receiving EITC

33%



Average state EITC

\$146

*The Earned Income Tax Credit (EITC) is a benefit for working people with low to moderate income. To qualify, you must meet certain requirements and file a tax return, even if you do not owe any tax or are not required to file.

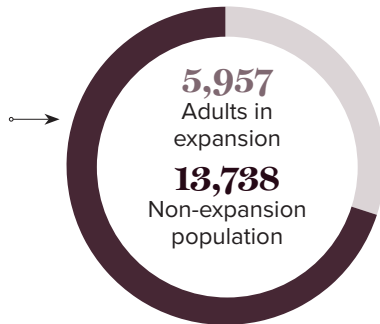
MEDICAID

Total individuals receiving Medicaid

19,695

Children receiving Medicaid

8,194



CASH ASSISTANCE

	FITAP	KCSP
Households	23	18
Average amount per recipient	\$76	\$181
Total monthly distribution	\$4,337	\$9,768

*The Family Independence Temporary Assistance Program (FITAP) provides cash assistance to very low-income families with children who meet specific criteria.

*The Kinship Care Subsidy Program (KCSP) provides cash assistance to qualifying relatives who are caring for one or more children in the absence of the children's parents.

FOOD ASSISTANCE



SNAP recipients

9,267



SNAP retailers

46



Households receiving SNAP*

26%



Monthly benefits redeemed at district retailers

\$1,869,546



Total monthly benefits

\$1,563,996

*The Supplemental Nutrition Assistance Program (SNAP, also called Food Stamps) provides food assistance benefits to people and families with low incomes.