

BY THE NUMBERS



DEMOGRAPHICS

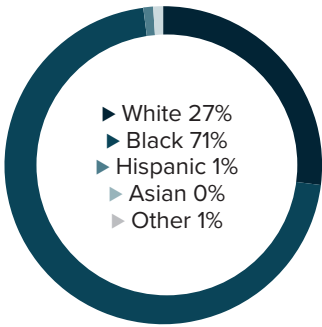


Population
42,567

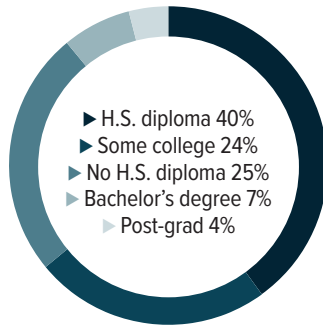


Number of households
14,105

Racial distribution



Education level



ECONOMY

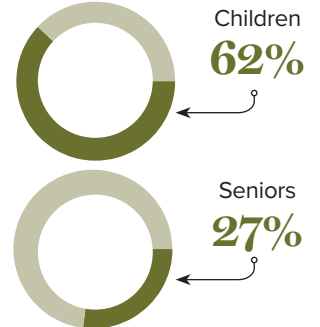
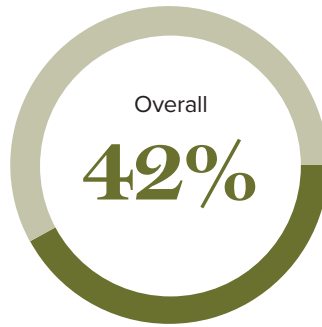


Median household income
\$25,991



Median value of owner-occupied housing
\$73,500

Poverty rates



PUBLIC SCHOOLS

Ouachita
Enrollment
19,081
Economically disadvantaged
66%

HIGHER EDUCATION

Number of students receiving GO Grants
224

Number of students receiving TOPS

343

TOPS breakdown

Opportunity

158

Honors

70

Performance

92

Tech

23

WORKING FAMILY TAX CREDITS



Housholds receiving EITC*

7,199



State EITC impact

\$1,190,064



Tax filers receiving EITC

45%



Average state EITC

\$165

*The Earned Income Tax Credit (EITC) is a benefit for working people with low to moderate income. To qualify, you must meet certain requirements and file a tax return, even if you do not owe any tax or are not required to file.

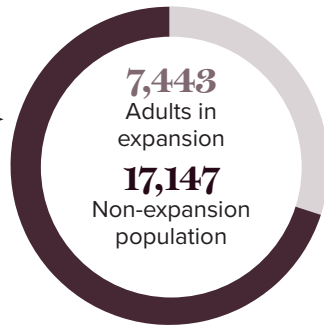
MEDICAID

Total individuals receiving Medicaid

24,590

Children receiving Medicaid

10,739



CASH ASSISTANCE

	FITAP	KCSP
Households	63	26
Average amount per recipient	\$79	\$167
Total monthly distribution	\$12,931	\$12,654

*The Family Independence Temporary Assistance Program (FITAP) provides cash assistance to very low-income families with children who meet specific criteria.

*The Kinship Care Subsidy Program (KCSP) provides cash assistance to qualifying relatives who are caring for one or more children in the absence of the children's parents.

FOOD ASSISTANCE



SNAP recipients

13,567



SNAP retailers

44



Households receiving SNAP*

44%



Monthly benefits redeemed at district retailers

\$2,327,403



Total monthly benefits

\$2,284,796

*The Supplemental Nutrition Assistance Program (SNAP, also called Food Stamps) provides food assistance benefits to people and families with low incomes.