

BY THE NUMBERS



DEMOGRAPHICS

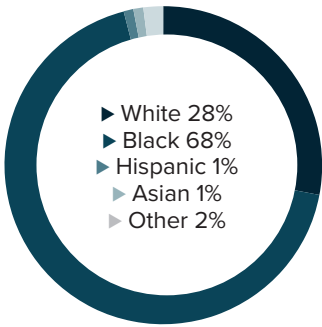


Population
41,620

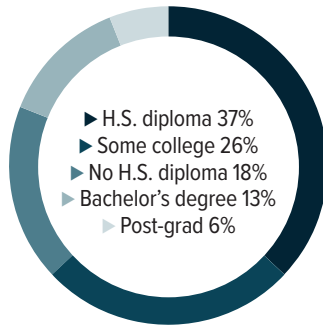


Number of households
14,861

Racial distribution



Education level



ECONOMY

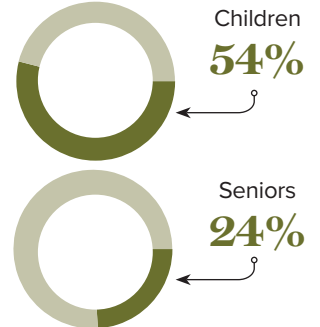
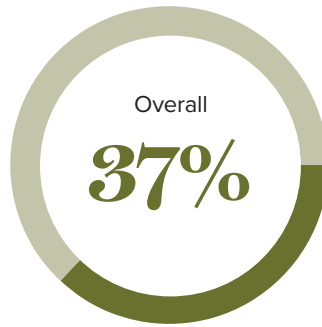


Median household income
\$27,180



Median value of owner-occupied housing
\$102,300

Poverty rates



PUBLIC SCHOOLS

Ouachita
Enrollment
19,081
Economically disadvantaged
66%

Morehouse
Enrollment
3,597
Economically disadvantaged
84%

HIGHER EDUCATION

Number of students receiving GO Grants
282

Number of students receiving TOPS
376

TOPS breakdown

Opportunity
199
Honors
67

Performance
94
Tech
16

WORKING FAMILY TAX CREDITS



Housholds receiving EITC*

5,635



State EITC impact

\$850,926



Tax filers receiving EITC

34%



Average state EITC

\$151

*The Earned Income Tax Credit (EITC) is a benefit for working people with low to moderate income. To qualify, you must meet certain requirements and file a tax return, even if you do not owe any tax or are not required to file.

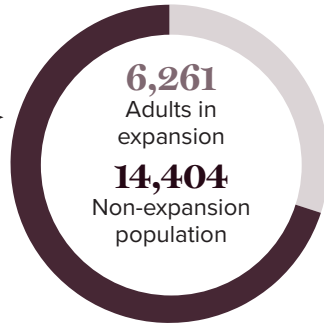
MEDICAID

Total individuals receiving Medicaid

20,665

Children receiving Medicaid

8,992



CASH ASSISTANCE

	FITAP	KCSP
Households	59	23
Average amount per recipient	\$82	\$160
Total monthly distribution	\$11,892	\$8,466

*The Family Independence Temporary Assistance Program (FITAP) provides cash assistance to very low-income families with children who meet specific criteria.

*The Kinship Care Subsidy Program (KCSP) provides cash assistance to qualifying relatives who are caring for one or more children in the absence of the children's parents.

FOOD ASSISTANCE



SNAP recipients

11,067



SNAP retailers

42



Households receiving SNAP*

36%



Monthly benefits redeemed at district retailers

\$2,733,756



Total monthly benefits

\$1,888,568

*The Supplemental Nutrition Assistance Program (SNAP, also called Food Stamps) provides food assistance benefits to people and families with low incomes.