

BY THE NUMBERS



DEMOGRAPHICS

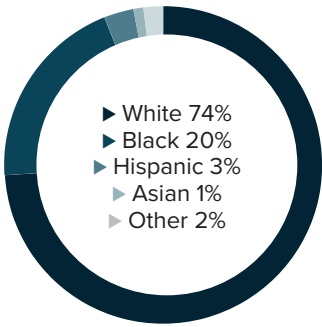


Population
45,893

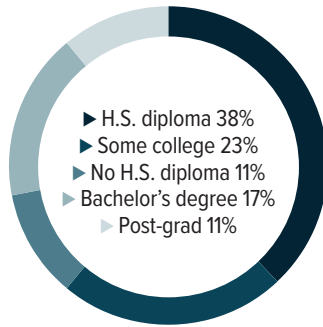


Number of households
16,526

Racial distribution



Education level



ECONOMY

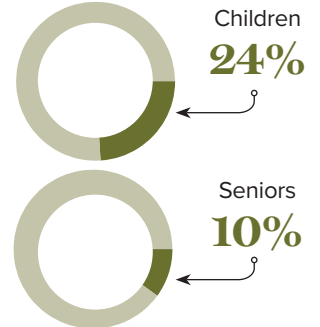
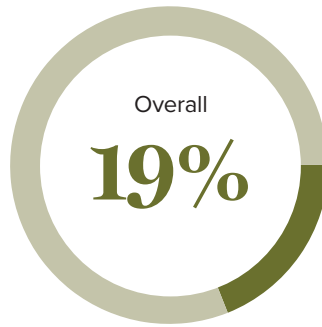


Median household income
\$48,805



Median value of owner-occupied housing
\$131,900

Poverty rates



PUBLIC SCHOOLS

Union
Enrollment
2,012
Economically disadvantaged
84%

Lincoln
Enrollment
6,012
Economically disadvantaged
62%

HIGHER EDUCATION

Number of students receiving GO Grants
183

Number of students receiving TOPS

621

TOPS breakdown

Opportunity
239

Performance
162

Honors
187

Tech
33

WORKING FAMILY TAX CREDITS



Housholds receiving EITC*

4,521



State EITC impact

\$630,565



Tax filers receiving EITC

26%



Average state EITC

\$139

*The Earned Income Tax Credit (EITC) is a benefit for working people with low to moderate income. To qualify, you must meet certain requirements and file a tax return, even if you do not owe any tax or are not required to file.

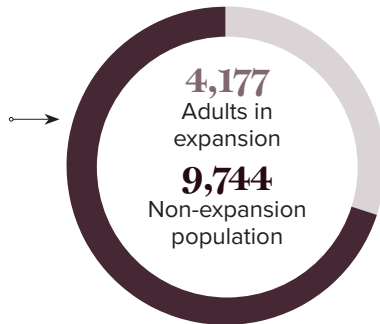
MEDICAID

Total individuals receiving Medicaid

13,921

Children receiving Medicaid

6,114



CASH ASSISTANCE

	FITAP	KCSP
Households	13	8
Average amount per recipient	\$76	\$141
Total monthly distribution	\$2,751	\$3,108

*The Family Independence Temporary Assistance Program (FITAP) provides cash assistance to very low-income families with children who meet specific criteria.

*The Kinship Care Subsidy Program (KCSP) provides cash assistance to qualifying relatives who are caring for one or more children in the absence of the children's parents.

FOOD ASSISTANCE



SNAP recipients

5,107



SNAP retailers

31



Households receiving SNAP*

15%



Monthly benefits redeemed at district retailers

\$1,228,378



Total monthly benefits

\$860,306

*The Supplemental Nutrition Assistance Program (SNAP, also called Food Stamps) provides food assistance benefits to people and families with low incomes.