

BY THE NUMBERS



DEMOGRAPHICS

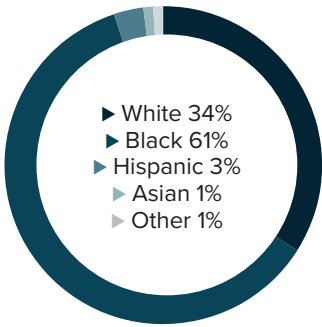


Population
43,156

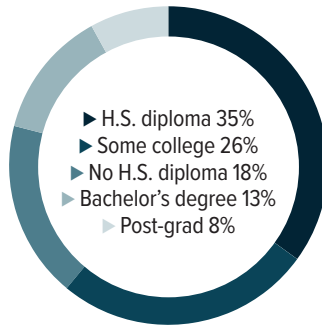


Number of households
15,944

Racial distribution



Education level



ECONOMY

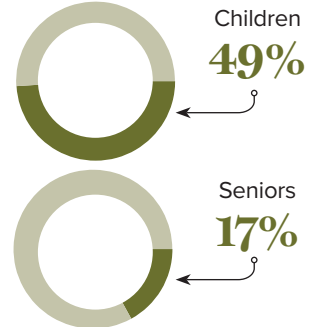
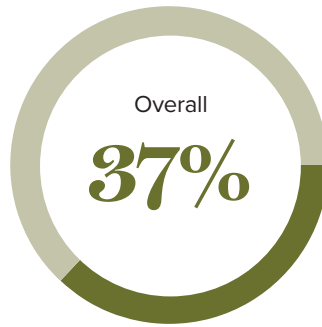


Median household income
\$25,535



Median value of owner-occupied housing
\$85,000

Poverty rates



PUBLIC SCHOOLS

Claiborne
Enrollment
1,688
Economically disadvantaged
83%

Bienville
Enrollment
2,155
Economically disadvantaged
74%

Lincoln
Enrollment
6,012
Economically disadvantaged
62%

HIGHER EDUCATION

Number of students receiving GO Grants
232

Number of students receiving TOPS

338

TOPS breakdown

Opportunity

150

Honors

73

Performance

94

Tech

21

WORKING FAMILY TAX CREDITS



Housholds receiving EITC*

4,414



State EITC impact

\$619,190



Tax filers receiving EITC

31%



Average state EITC

\$140

*The Earned Income Tax Credit (EITC) is a benefit for working people with low to moderate income. To qualify, you must meet certain requirements and file a tax return, even if you do not owe any tax or are not required to file.

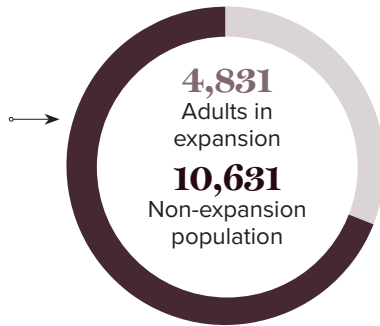
MEDICAID

Total individuals receiving Medicaid

15,462

Children receiving Medicaid

6,598



CASH ASSISTANCE

	FITAP	KCSP
Households	30	13
Average amount per recipient	\$79	\$171
Total monthly distribution	\$5,908	\$6,660

*The Family Independence Temporary Assistance Program (FITAP) provides cash assistance to very low-income families with children who meet specific criteria.

*The Kinship Care Subsidy Program (KCSP) provides cash assistance to qualifying relatives who are caring for one or more children in the absence of the children's parents.

FOOD ASSISTANCE



SNAP recipients

8,127



SNAP retailers

28



Households receiving SNAP*

25%



Monthly benefits redeemed at district retailers

\$1,041,744



Total monthly benefits

\$1,389,586

*The Supplemental Nutrition Assistance Program (SNAP, also called Food Stamps) provides food assistance benefits to people and families with low incomes.