

BY THE NUMBERS



DEMOGRAPHICS

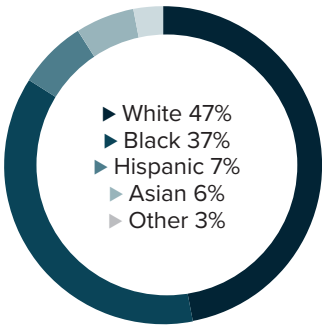


Population
47,598

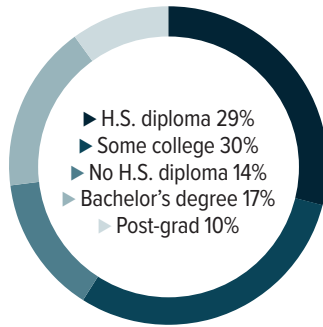


Number of households
17,391

Racial distribution



Education level



ECONOMY

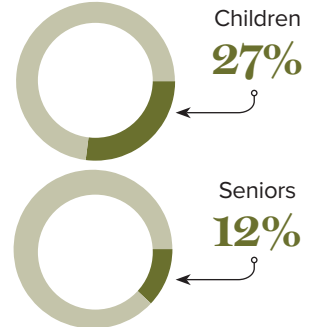
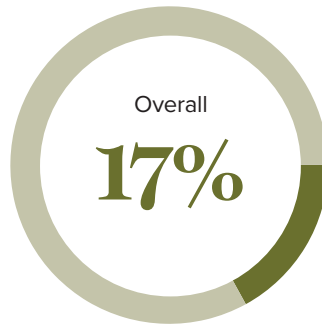


Median household income
\$54,973



Median value of owner-occupied housing
\$189,400

Poverty rates



PUBLIC SCHOOLS

Orleans
Enrollment
46,602

Economically disadvantaged
84%

Jefferson
Enrollment
50,219

Economically disadvantaged
81%

Plaquemines
Enrollment
4,066

Economically disadvantaged
72%

HIGHER EDUCATION

Number of students receiving GO Grants
178

Number of students receiving TOPS

455

TOPS breakdown

Opportunity
214

Honors
89

Performance
130

Tech
22

WORKING FAMILY TAX CREDITS



Housholds receiving EITC*

5,141



State EITC impact

\$727,493



Tax filers receiving EITC

27%



Average state EITC

\$142

*The Earned Income Tax Credit (EITC) is a benefit for working people with low to moderate income. To qualify, you must meet certain requirements and file a tax return, even if you do not owe any tax or are not required to file.

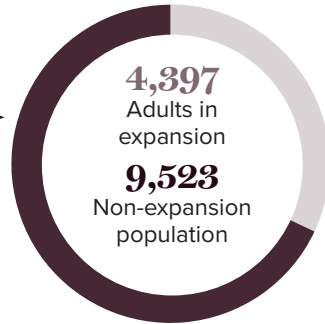
MEDICAID

Total individuals receiving Medicaid

13,920

Children receiving Medicaid

6,640



CASH ASSISTANCE

	FITAP	KCSP
Households	7	4
Average amount per recipient	\$102	\$127
Total monthly distribution	\$1,118	\$888

*The Family Independence Temporary Assistance Program (FITAP) provides cash assistance to very low-income families with children who meet specific criteria.

*The Kinship Care Subsidy Program (KCSP) provides cash assistance to qualifying relatives who are caring for one or more children in the absence of the children's parents.

FOOD ASSISTANCE



SNAP recipients

5,546



SNAP retailers

29



Households receiving SNAP*

13%



Monthly benefits redeemed at district retailers

\$669,138



Total monthly benefits

\$920,582

*The Supplemental Nutrition Assistance Program (SNAP, also called Food Stamps) provides food assistance benefits to people and families with low incomes.