

BY THE NUMBERS



DEMOGRAPHICS

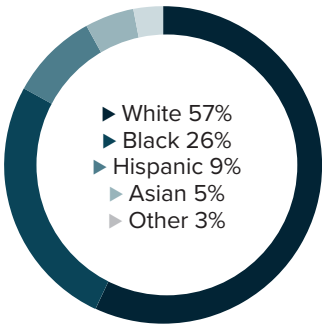


Population
52,368




Number of households
17,338

Racial distribution



Education level



ECONOMY

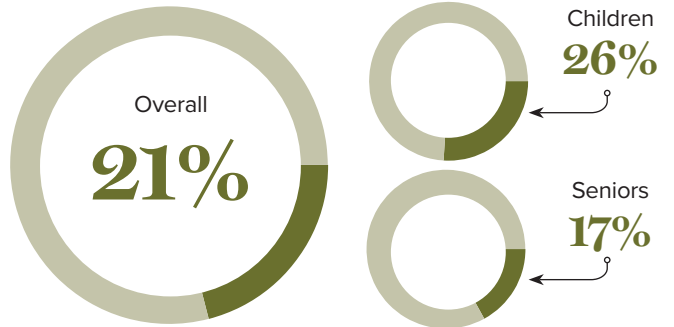


Median household income
\$44,243



Median value of owner-occupied housing
\$142,100

Poverty rates



PUBLIC SCHOOLS

Plaquemines
Enrollment
4,066
Economically disadvantaged
72%

Orleans
Enrollment
46,602
Economically disadvantaged
84%

St. Bernard
Enrollment
7,868
Economically disadvantaged
80%

HIGHER EDUCATION

Number of students receiving GO Grants **275**

Number of students receiving TOPS

512

TOPS breakdown

Opportunity	Performance
217	145
Honors	Tech
118	32

WORKING FAMILY TAX CREDITS



Housholds receiving EITC*

6,407



State EITC impact

\$955,727



Tax filers receiving EITC

33%



Average state EITC

\$149

*The Earned Income Tax Credit (EITC) is a benefit for working people with low to moderate income. To qualify, you must meet certain requirements and file a tax return, even if you do not owe any tax or are not required to file.

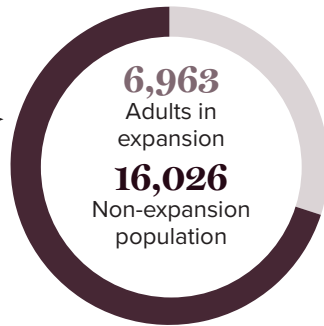
MEDICAID

Total individuals receiving Medicaid

22,989

Children receiving Medicaid

11,040



CASH ASSISTANCE

	FITAP	KCSP
Households	24	34
Average amount per recipient	\$77	\$168
Total monthly distribution	\$5,331	

*The Family Independence Temporary Assistance Program (FITAP) provides cash assistance to very low-income families with children who meet specific criteria.

*The Kinship Care Subsidy Program (KCSP) provides cash assistance to qualifying relatives who are caring for one or more children in the absence of the children's parents.

FOOD ASSISTANCE



SNAP recipients

11,321



SNAP retailers

58



Households receiving SNAP*

28%



Monthly benefits redeemed at district retailers

\$2,328,475



Total monthly benefits

\$1,883,686

*The Supplemental Nutrition Assistance Program (SNAP, also called Food Stamps) provides food assistance benefits to people and families with low incomes.