

BY THE NUMBERS



DEMOGRAPHICS



Population

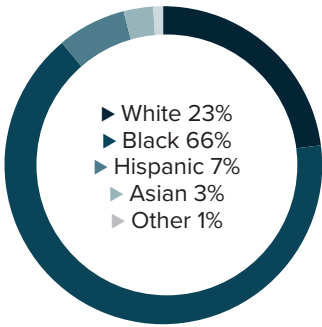
48,029




Number of households

18,080

Racial distribution



Education level



ECONOMY



Median household income

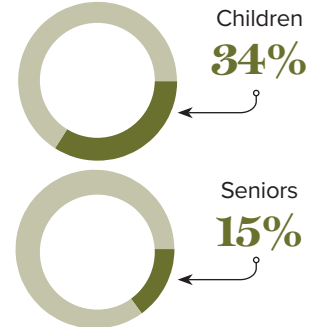
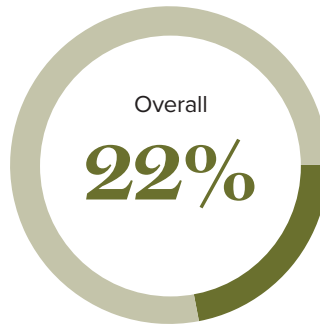
\$38,385



Median value of owner-occupied housing

\$160,800

Poverty rates



PUBLIC SCHOOLS

Orleans
Enrollment
46,602

Economically
disadvantaged
84%

HIGHER EDUCATION

Number of students receiving
GO Grants **328**

Number of students receiving TOPS

363

TOPS breakdown

Opportunity
190

Honors
65

Performance
90

Tech
18

WORKING FAMILY TAX CREDITS



Housholds receiving EITC*

6,024



State EITC impact

\$938,681



Tax filers receiving EITC

35%



Average state EITC

\$156

*The Earned Income Tax Credit (EITC) is a benefit for working people with low to moderate income. To qualify, you must meet certain requirements and file a tax return, even if you do not owe any tax or are not required to file.

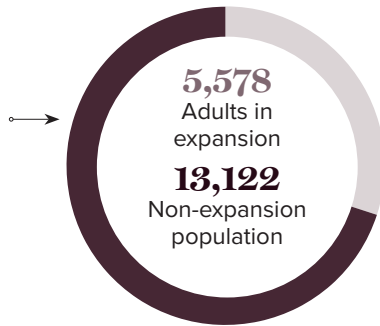
MEDICAID

Total individuals receiving Medicaid

18,700

Children receiving Medicaid

8,032



CASH ASSISTANCE

	FITAP	KCSP
Households	32	17
Average amount per recipient	\$80	\$169
Total monthly distribution	\$5,873	\$6,438

*The Family Independence Temporary Assistance Program (FITAP) provides cash assistance to very low-income families with children who meet specific criteria.

*The Kinship Care Subsidy Program (KCSP) provides cash assistance to qualifying relatives who are caring for one or more children in the absence of the children's parents.

FOOD ASSISTANCE



SNAP recipients

10,410



SNAP retailers

26



Households receiving SNAP*

28%



Monthly benefits redeemed at district retailers

\$1,713,070



Total monthly benefits

\$1,767,005

*The Supplemental Nutrition Assistance Program (SNAP, also called Food Stamps) provides food assistance benefits to people and families with low incomes.