

BY THE NUMBERS



DEMOGRAPHICS

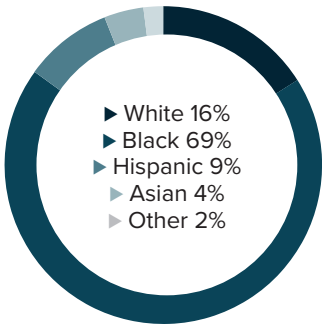


Population
40,198




Number of households
14,322

Racial distribution



Education level



ECONOMY

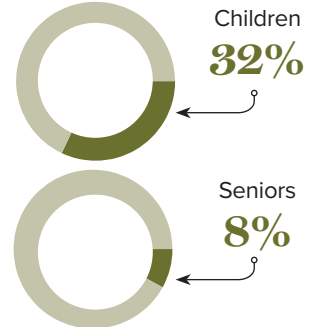
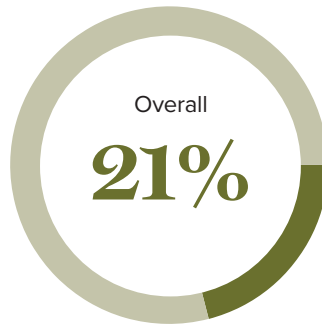


Median household income
\$42,405



Median value of owner-occupied housing
\$146,900

Poverty rates



PUBLIC SCHOOLS

East Baton Rouge
Enrollment

41,420

Economically
disadvantaged

80%

HIGHER EDUCATION

Number of students receiving
GO Grants **414**

Number of students receiving TOPS

196

TOPS breakdown

Opportunity
125

Performance
31

Honors
21

Tech
19

WORKING FAMILY TAX CREDITS



Housholds receiving EITC*

6,089



State EITC impact

\$919,096



Tax filers receiving EITC

34%



Average state EITC

\$151

*The Earned Income Tax Credit (EITC) is a benefit for working people with low to moderate income. To qualify, you must meet certain requirements and file a tax return, even if you do not owe any tax or are not required to file.

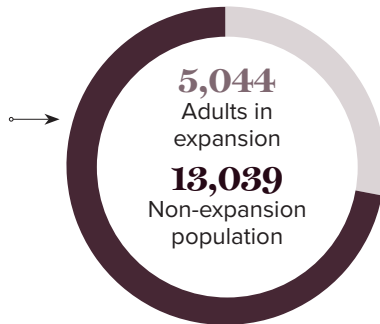
MEDICAID

Total individuals receiving Medicaid

18,083

Children receiving Medicaid

9,404



CASH ASSISTANCE

	FITAP	KCSP
Households	33	18
Average amount per recipient	\$78	\$177
Total monthly distribution	\$7,044	\$9,546

*The Family Independence Temporary Assistance Program (FITAP) provides cash assistance to very low-income families with children who meet specific criteria.

*The Kinship Care Subsidy Program (KCSP) provides cash assistance to qualifying relatives who are caring for one or more children in the absence of the children's parents.

FOOD ASSISTANCE



SNAP recipients

9,678



Households receiving SNAP*

28%



Total monthly benefits

\$1,596,672



SNAP retailers

32



Monthly benefits redeemed at district retailers

\$256,859

*The Supplemental Nutrition Assistance Program (SNAP, also called Food Stamps) provides food assistance benefits to people and families with low incomes.