

BY THE NUMBERS



DEMOGRAPHICS



Population

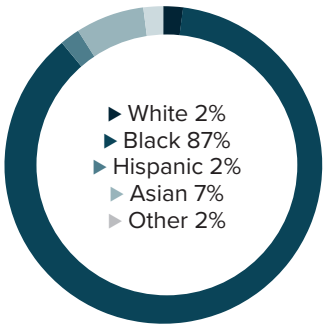
49,951




Number of households

17,965

Racial distribution



Education level



ECONOMY



Median household income

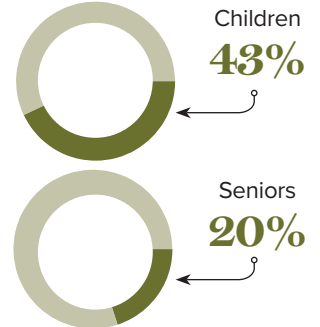
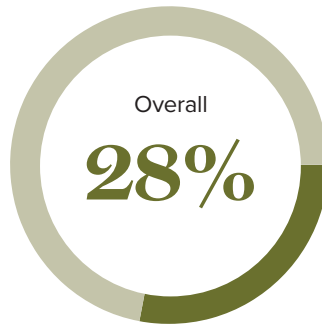
\$30,914



Median value of owner-occupied housing

\$162,500

Poverty rates



PUBLIC SCHOOLS

Orleans
Enrollment
46,602

Economically
disadvantaged
84%

HIGHER EDUCATION

Number of students receiving
GO Grants **434**

Number of students receiving TOPS

415

TOPS breakdown

Opportunity
252

Performance
72

Honors
72

Tech
19

WORKING FAMILY TAX CREDITS



Housholds receiving EITC*

8,010



State EITC impact

\$1,255,384



Tax filers receiving EITC

42%



Average state EITC

\$157

*The Earned Income Tax Credit (EITC) is a benefit for working people with low to moderate income. To qualify, you must meet certain requirements and file a tax return, even if you do not owe any tax or are not required to file.

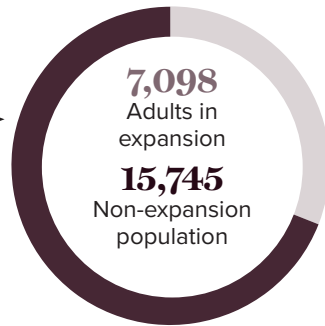
MEDICAID

Total individuals receiving Medicaid

22,843

Children receiving Medicaid

10,444



CASH ASSISTANCE

	FITAP	KCSP
Households	30	24
Average amount per recipient	\$87	\$168
Total monthly distribution	\$5,591	\$9,746

*The Family Independence Temporary Assistance Program (FITAP) provides cash assistance to very low-income families with children who meet specific criteria.

*The Kinship Care Subsidy Program (KCSP) provides cash assistance to qualifying relatives who are caring for one or more children in the absence of the children's parents.

FOOD ASSISTANCE



SNAP recipients

12,148



SNAP retailers

29



Households receiving SNAP*

31%



Monthly benefits redeemed at district retailers

\$2,017,108



Total monthly benefits

*The Supplemental Nutrition Assistance Program (SNAP, also called Food Stamps) provides food assistance benefits to people and families with low incomes.