

BY THE NUMBERS



DEMOGRAPHICS



Population

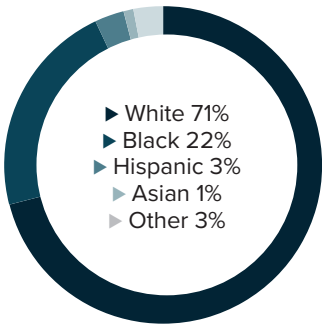
45,103



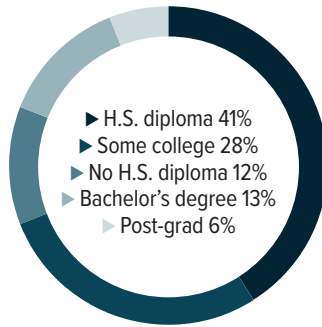
Number of households

17,313

Racial distribution



Education level



ECONOMY



Median household income

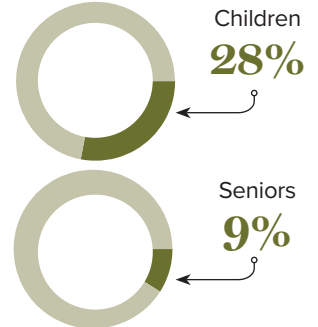
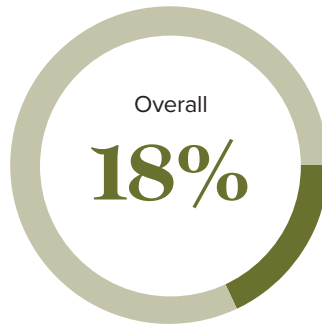
\$53,089



Median value of owner-occupied housing

\$154,300

Poverty rates



PUBLIC SCHOOLS

DeSoto
Enrollment

5,025

Economically disadvantaged

60%

Caddo
Enrollment

37,730

Economically disadvantaged

71%

Sabine
Enrollment

4,295

Economically disadvantaged

76%

HIGHER EDUCATION

Number of students receiving GO Grants

188

Number of students receiving TOPS

444

TOPS breakdown

Opportunity

199

Honors

98

Performance

117

Tech

30

WORKING FAMILY TAX CREDITS



Housholds receiving EITC*

4,743



State EITC impact

\$642,594



Tax filers receiving EITC

25%



Average state EITC

\$135

*The Earned Income Tax Credit (EITC) is a benefit for working people with low to moderate income. To qualify, you must meet certain requirements and file a tax return, even if you do not owe any tax or are not required to file.

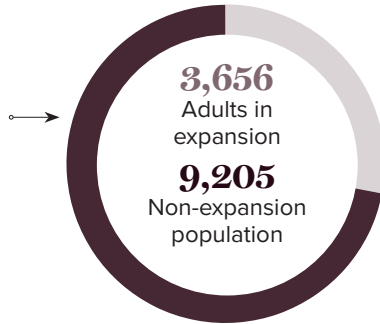
MEDICAID

Total individuals receiving Medicaid

12,861

Children receiving Medicaid

6,050



CASH ASSISTANCE

	FITAP	KCSP
Households	13	14
Average amount per recipient	\$80	\$164
Total monthly distribution	\$2,546	\$6,216

*The Family Independence Temporary Assistance Program (FITAP) provides cash assistance to very low-income families with children who meet specific criteria.

*The Kinship Care Subsidy Program (KCSP) provides cash assistance to qualifying relatives who are caring for one or more children in the absence of the children's parents.

FOOD ASSISTANCE



SNAP recipients

5,468



SNAP retailers

20



Households receiving SNAP*

14%



Monthly benefits redeemed at district retailers

\$100,854



Total monthly benefits

\$921,926

*The Supplemental Nutrition Assistance Program (SNAP, also called Food Stamps) provides food assistance benefits to people and families with low incomes.