

BY THE NUMBERS



DEMOGRAPHICS

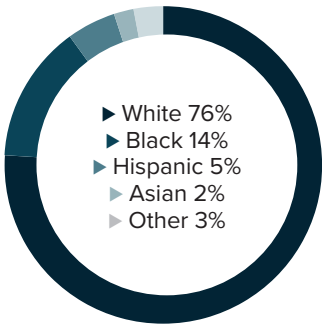


Population
43,076




Number of households
18,552

Racial distribution



Education level



ECONOMY

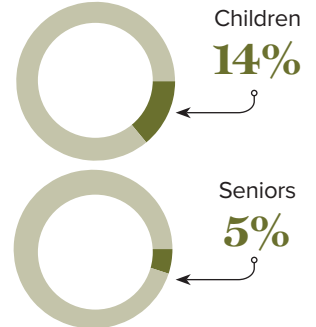
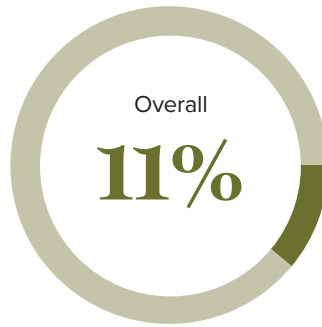


Median household income
\$59,358



Median value of owner-occupied housing
\$179,900

Poverty rates



PUBLIC SCHOOLS

Caddo
Enrollment
37,730
Economically disadvantaged
71%

Bossier
Enrollment
22,740
Economically disadvantaged
54%

HIGHER EDUCATION

Number of students receiving GO Grants
207

Number of students receiving TOPS
534

TOPS breakdown

Opportunity 212	Performance 120
Honors 187	Tech 15

WORKING FAMILY TAX CREDITS



Housholds receiving EITC*

4,047



State EITC impact

\$530,963



Tax filers receiving EITC

21%



Average state EITC

\$131

*The Earned Income Tax Credit (EITC) is a benefit for working people with low to moderate income. To qualify, you must meet certain requirements and file a tax return, even if you do not owe any tax or are not required to file.

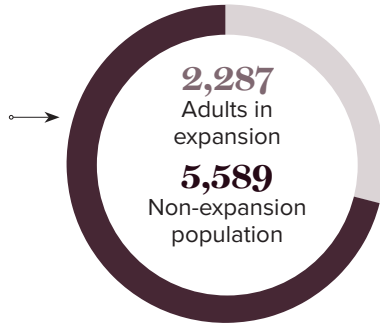
MEDICAID

Total individuals receiving Medicaid

7,876

Children receiving Medicaid

3,736



CASH ASSISTANCE

	FITAP	KCSP
Households	10	5
Average amount per recipient	\$86	\$167
Total monthly distribution	\$1,977	\$1,998

*The Family Independence Temporary Assistance Program (FITAP) provides cash assistance to very low-income families with children who meet specific criteria.

*The Kinship Care Subsidy Program (KCSP) provides cash assistance to qualifying relatives who are caring for one or more children in the absence of the children's parents.

FOOD ASSISTANCE



SNAP recipients

3,139



SNAP retailers

28



Households receiving SNAP*

8%



Monthly benefits redeemed at district retailers

\$2,136,522



Total monthly benefits

\$528,536

*The Supplemental Nutrition Assistance Program (SNAP, also called Food Stamps) provides food assistance benefits to people and families with low incomes.