

BY THE NUMBERS



DEMOGRAPHICS

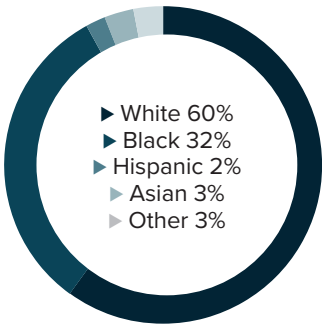


Population
43,468




Number of households
17,319

Racial distribution



Education level



ECONOMY

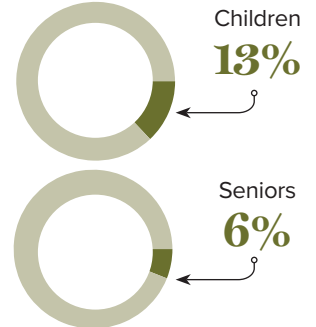


Median household income
\$55,542



Median value of owner-occupied housing
\$184,600

Poverty rates



PUBLIC SCHOOLS

Caddo
Enrollment
37,730

Economically
disadvantaged
71%

HIGHER EDUCATION

Number of students receiving
GO Grants **243**

Number of students receiving TOPS
738

TOPS breakdown

Opportunity
310

Performance
174

Honors
231

Tech
23

WORKING FAMILY TAX CREDITS



Housholds receiving EITC*

4,489



State EITC impact

\$625,027



Tax filers receiving EITC

24%



Average state EITC

\$139

*The Earned Income Tax Credit (EITC) is a benefit for working people with low to moderate income. To qualify, you must meet certain requirements and file a tax return, even if you do not owe any tax or are not required to file.

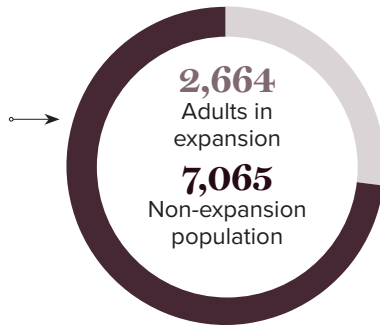
MEDICAID

Total individuals receiving Medicaid

9,729

Children receiving Medicaid

4,894



CASH ASSISTANCE

	FITAP	KCSP
Households	7	3
Average amount per recipient	\$85	\$167
Total monthly distribution	\$1,441	\$666

*The Family Independence Temporary Assistance Program (FITAP) provides cash assistance to very low-income families with children who meet specific criteria.

*The Kinship Care Subsidy Program (KCSP) provides cash assistance to qualifying relatives who are caring for one or more children in the absence of the children's parents.

FOOD ASSISTANCE



SNAP recipients

4,365



SNAP retailers

27



Households receiving SNAP*

11%



Monthly benefits redeemed at district retailers

\$2,113,260



Total monthly benefits

\$734,542

*The Supplemental Nutrition Assistance Program (SNAP, also called Food Stamps) provides food assistance benefits to people and families with low incomes.