

BY THE NUMBERS



DEMOGRAPHICS

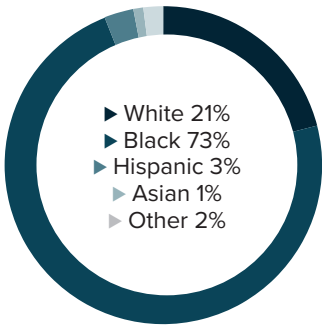


Population
40,169

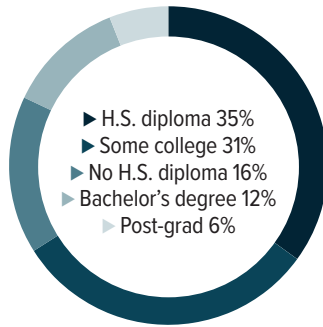


Number of households
15,166

Racial distribution



Education level



ECONOMY

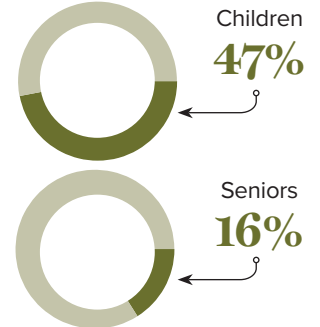
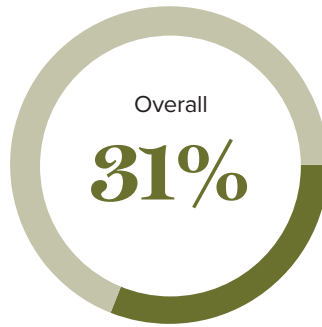


Median household income
\$32,098



Median value of owner-occupied housing
\$131,400

Poverty rates



PUBLIC SCHOOLS

Caddo
Enrollment
37,730

Economically
disadvantaged
71%

HIGHER EDUCATION

Number of students receiving
GO Grants **253**

Number of students receiving TOPS
262

TOPS breakdown

Opportunity

135

Honors

46

Performance

67

Tech

14

WORKING FAMILY TAX CREDITS



Housholds receiving EITC*

5,822



State EITC impact

\$867,053



Tax filers receiving EITC

34%



Average state EITC

\$149

*The Earned Income Tax Credit (EITC) is a benefit for working people with low to moderate income. To qualify, you must meet certain requirements and file a tax return, even if you do not owe any tax or are not required to file.

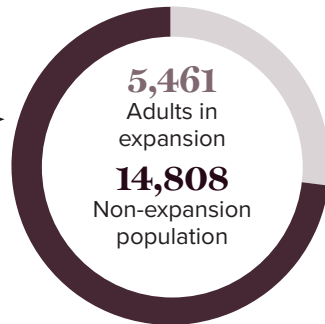
MEDICAID

Total individuals receiving Medicaid

20,269

Children receiving Medicaid

9,464



CASH ASSISTANCE

	FITAP	KCSP
Households	43	23
Average amount per recipient	\$83	\$155
Total monthly distribution	\$8,692	\$9,301

*The Family Independence Temporary Assistance Program (FITAP) provides cash assistance to very low-income families with children who meet specific criteria.

*The Kinship Care Subsidy Program (KCSP) provides cash assistance to qualifying relatives who are caring for one or more children in the absence of the children's parents.

FOOD ASSISTANCE



SNAP recipients

9,409



SNAP retailers

39



Households receiving SNAP*

27%



Monthly benefits redeemed at district retailers

\$1,488,255



Total monthly benefits

\$1,581,159

*The Supplemental Nutrition Assistance Program (SNAP, also called Food Stamps) provides food assistance benefits to people and families with low incomes.