

BY THE NUMBERS



DEMOGRAPHICS

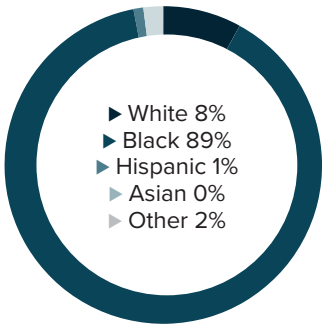


Population
41,694




Number of households
14,748

Racial distribution



Education level



ECONOMY

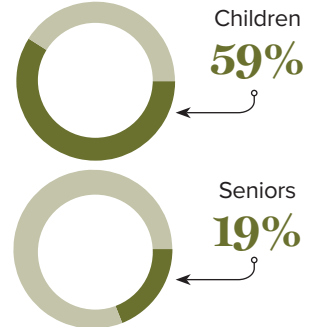


Median household income
\$25,859



Median value of owner-occupied housing
\$68,200

Poverty rates



PUBLIC SCHOOLS

Caddo
Enrollment
37,730

Economically
disadvantaged
71%

HIGHER EDUCATION

Number of students receiving
GO Grants **226**

Number of students receiving TOPS
157

TOPS breakdown

Opportunity

90

Honors

15

Performance

30

Tech

22

WORKING FAMILY TAX CREDITS



Housholds receiving EITC*

6,806



State EITC impact

\$1,047,968



Tax filers receiving EITC

42%



Average state EITC

\$154

*The Earned Income Tax Credit (EITC) is a benefit for working people with low to moderate income. To qualify, you must meet certain requirements and file a tax return, even if you do not owe any tax or are not required to file.

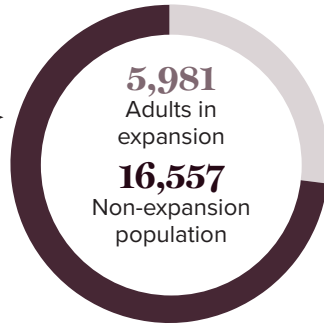
MEDICAID

Total individuals receiving Medicaid

22,538

Children receiving Medicaid

10,477



CASH ASSISTANCE

	FITAP	KCSP
Households	66	39
Average amount per recipient	\$76	\$152
Total monthly distribution	\$14,073	\$15,355

*The Family Independence Temporary Assistance Program (FITAP) provides cash assistance to very low-income families with children who meet specific criteria.

*The Kinship Care Subsidy Program (KCSP) provides cash assistance to qualifying relatives who are caring for one or more children in the absence of the children's parents.

FOOD ASSISTANCE



SNAP recipients

13,083



SNAP retailers

35



Households receiving SNAP*

40%



Monthly benefits redeemed at district retailers

\$1,584,944



Total monthly benefits

\$2,213,290

*The Supplemental Nutrition Assistance Program (SNAP, also called Food Stamps) provides food assistance benefits to people and families with low incomes.