

BY THE NUMBERS



DEMOGRAPHICS



Population

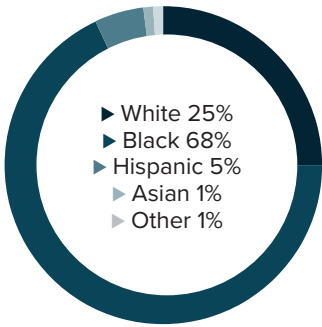
38,786




Number of households

15,374

Racial distribution



Education level



ECONOMY



Median household income

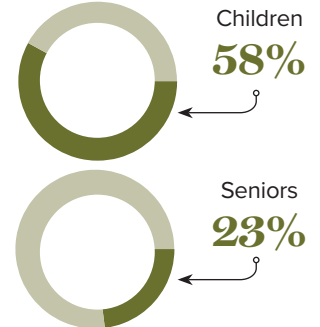
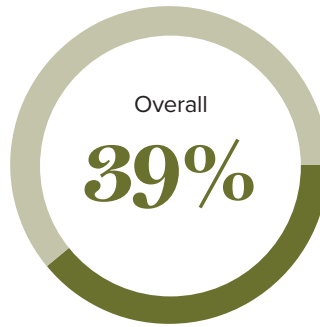
\$25,938



Median value of owner-occupied housing

\$83,200

Poverty rates



PUBLIC SCHOOLS

Caddo
Enrollment

37,730

Economically
disadvantaged

71%

Bossier
Enrollment

22,740

Economically
disadvantaged

54%

HIGHER EDUCATION

Number of students receiving
GO Grants

183

Number of students receiving TOPS

172

TOPS breakdown

Opportunity

82

Honors

40

Performance

30

Tech

20

WORKING FAMILY TAX CREDITS



Housholds receiving EITC*

6,621



State EITC impact

\$978,592



Tax filers receiving EITC

40%



Average state EITC

\$148

*The Earned Income Tax Credit (EITC) is a benefit for working people with low to moderate income. To qualify, you must meet certain requirements and file a tax return, even if you do not owe any tax or are not required to file.

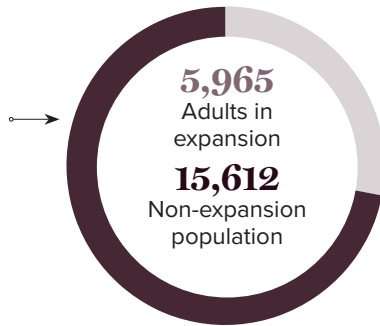
MEDICAID

Total individuals receiving Medicaid

21,577

Children receiving Medicaid

8,859



CASH ASSISTANCE

	FITAP	KCSP
Households	51	23
Average amount per recipient	\$84	\$179
Total monthly distribution	\$9,937	\$10,212

*The Family Independence Temporary Assistance Program (FITAP) provides cash assistance to very low-income families with children who meet specific criteria.

*The Kinship Care Subsidy Program (KCSP) provides cash assistance to qualifying relatives who are caring for one or more children in the absence of the children's parents.

FOOD ASSISTANCE



SNAP recipients

11,997



Households receiving SNAP*

39%



Total monthly benefits

\$2,050,139



SNAP retailers

47



Monthly benefits redeemed at district retailers

\$1,585,645

*The Supplemental Nutrition Assistance Program (SNAP, also called Food Stamps) provides food assistance benefits to people and families with low incomes.