

BY THE NUMBERS



DEMOGRAPHICS



Population

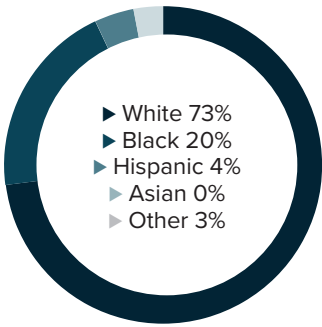
40,699



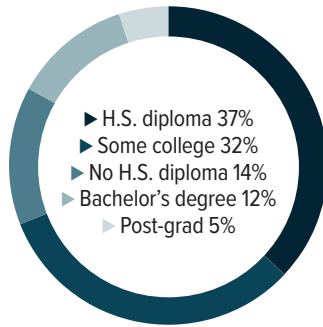
Number of households

15,663

Racial distribution



Education level



ECONOMY



Median household income

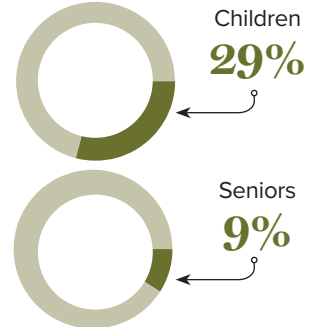
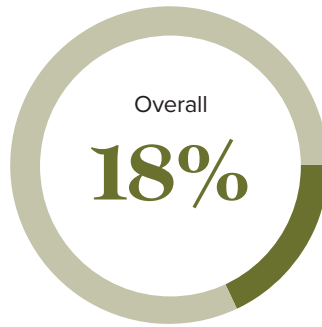
\$50,273



Median value of owner-occupied housing

\$114,900

Poverty rates



PUBLIC SCHOOLS

Caddo
Enrollment
37,730
Economically disadvantaged
71%

Bossier
Enrollment
22,740
Economically disadvantaged
54%

HIGHER EDUCATION

Number of students receiving GO Grants
138

Number of students receiving TOPS

335

TOPS breakdown

Opportunity
160
Honors
76

Performance
81
Tech
18

WORKING FAMILY TAX CREDITS



Housholds receiving EITC*

4,599



State EITC impact

\$668,720



Tax filers receiving EITC

29%



Average state EITC

\$145

*The Earned Income Tax Credit (EITC) is a benefit for working people with low to moderate income. To qualify, you must meet certain requirements and file a tax return, even if you do not owe any tax or are not required to file.

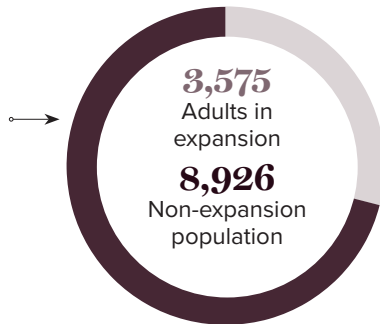
MEDICAID

Total individuals receiving Medicaid

12,501

Children receiving Medicaid

5,450



CASH ASSISTANCE

	FITAP	KCSP
Households	12	15
Average amount per recipient	\$80	\$155
Total monthly distribution	\$2,485	\$6,216

*The Family Independence Temporary Assistance Program (FITAP) provides cash assistance to very low-income families with children who meet specific criteria.

*The Kinship Care Subsidy Program (KCSP) provides cash assistance to qualifying relatives who are caring for one or more children in the absence of the children's parents.

FOOD ASSISTANCE



SNAP recipients

5,186



SNAP retailers

25



Households receiving SNAP*

16%



Monthly benefits redeemed at district retailers

\$323,591



Total monthly benefits

\$877,013

*The Supplemental Nutrition Assistance Program (SNAP, also called Food Stamps) provides food assistance benefits to people and families with low incomes.