

Senate District 9

By the Numbers:



Changing Policy.
Improving Lives.
www.labudget.org



SNAP
(Supplemental Nutrition Assistance Program)

No. of Individuals Receiving SNAP

8,785

Monthly SNAP Amount Distributed

\$1,046,200

No. of SNAP Retailers

93

Total Recipients*

78

Total Monthly Distribution*

\$7,654

Cash Assistance



*Combined Family Independence Temporary Assistance & Kinship Care Subsidy Programs



TOPS
(Taylor Opportunity Program for Students)

No. of Students Receiving TOPS

1,493

Honors: 497
Performance: 330
Opportunity: 650
Tech: 16

No. of Households Receiving EITC

9,212

Percent of Tax Filers Receiving EITC

18%

State EITC Refunds*

\$1,058,459

EITC
(Earned Income Tax Credit)



*Estimated at 5 percent of federal credit, using 2014 tax data



Medicaid

Medicaid Enrollment (Expansion)

9,277

Medicaid Enrollment (Non-Expansion)

17,688

Source: Louisiana State Agencies

All data is the most recent available at time of publication, ranging from 2014 to 2018

Demographics



Population

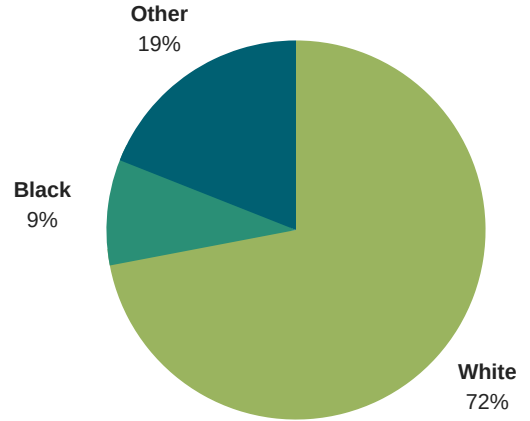
123,051



No. of Households

53,153

Racial Distribution




Economy



Median Household Income

\$55,676



Poverty Rates

Category	Rate
Overall	12.9%
Children	18%
Seniors	8%



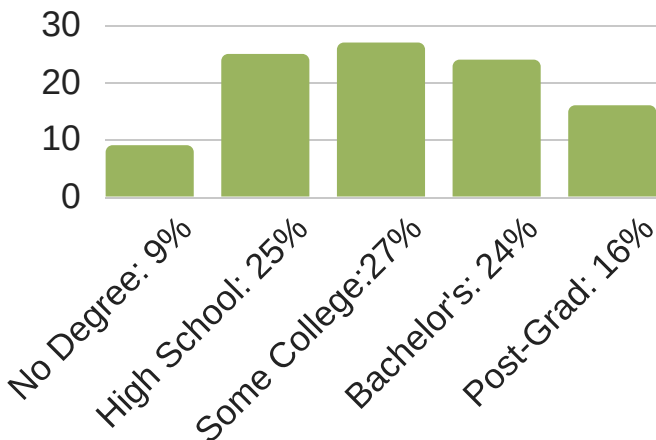
Median Value of Owner-Occupied Housing

\$245,600

Education

Minimum Level of Educational Attainment

Population 25 years and over



Public School Enrollment

Jefferson:	49,212
Orleans:	46,158