

Senate District 35

By the Numbers:



Changing Policy.
Improving Lives.
www.labudget.org



SNAP
(Supplemental Nutrition Assistance Program)

No. of Individuals Receiving SNAP

13,385

Monthly SNAP Amount Distributed

\$1,564,000

No. of SNAP Retailers

93

Total Recipients*
202

Total Monthly Distribution*
\$26,093

Cash Assistance



*Combined Family Independence Temporary Assistance & Kinship Care Subsidy Programs



TOPS
(Taylor Opportunity Program for Students)

No. of Students Receiving TOPS

1,687

Honors: 457
Performance: 479
Opportunity: 718
Tech: 33

No. of Households Receiving EITC

11,313

Percent of Tax Filers Receiving EITC

25.9%

State EITC Refunds*

\$1,509,154

EITC
(Earned Income Tax Credit)



*Estimated at 5 percent of federal credit, using 2014 tax data



Medicaid

Medicaid Enrollment (Expansion)

9,095

Medicaid Enrollment (Non-Expansion)

22,163

Source: Louisiana State Agencies

All data is the most recent available at time of publication, ranging from 2014 to 2018

Demographics



Population

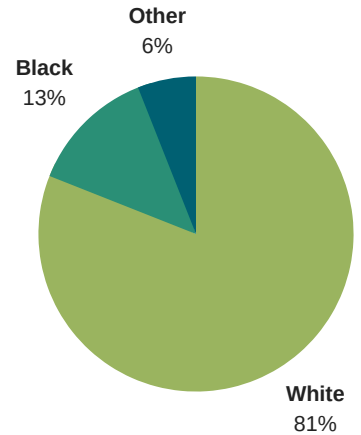
111,308



No. of Households

41,364

Racial Distribution




Economy



Median Household Income

\$47,347



Poverty Rates

Category	Rate
Overall	18.4%
Children	21%
Seniors	10%



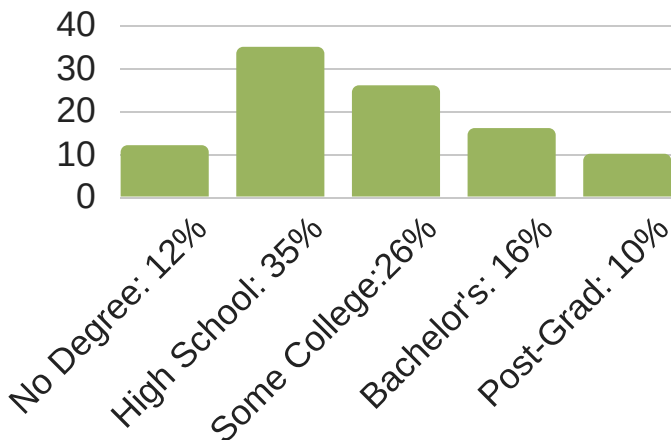
Median Value of Owner-Occupied Housing

\$135,600

Education

Minimum Level of Educational Attainment

Population 25 years and over



Public School Enrollment

Grant:	2,985
Jackson:	2,269
Lincoln:	6,117
Ouachita:	19,505
Rapides:	23,404
Winn:	2,244