

# Senate District 33

## By the Numbers:



Changing Policy.  
Improving Lives.  
[www.labudget.org](http://www.labudget.org)



**SNAP**  
(Supplemental Nutrition Assistance Program)

No. of Individuals Receiving SNAP

17,582

Monthly SNAP Amount Distributed

\$2,015,700

No. of SNAP Retailers

86

Total Recipients\*  
285

Total Monthly Distribution\*  
\$36,545

**Cash Assistance**



\*Combined Family Independence Temporary Assistance & Kinship Care Subsidy Programs



**TOPS**  
(Taylor Opportunity Program for Students)

No. of Students Receiving TOPS

1,312

Honors: 292  
Performance: 401  
Opportunity: 590  
Tech: 29

No. of Households Receiving EITC

13,191

Percent of Tax Filers Receiving EITC

31.4%

State EITC Refunds\*

\$1,871,143

**EITC**  
(Earned Income Tax Credit)



\*Estimated at 5 percent of federal credit, using 2014 tax data



**Medicaid**

Medicaid Enrollment (Expansion)

11,234

Medicaid Enrollment (Non-Expansion)

26,996

Source: Louisiana State Agencies

All data is the most recent available at time of publication, ranging from 2014 to 2018

# Demographics



Population

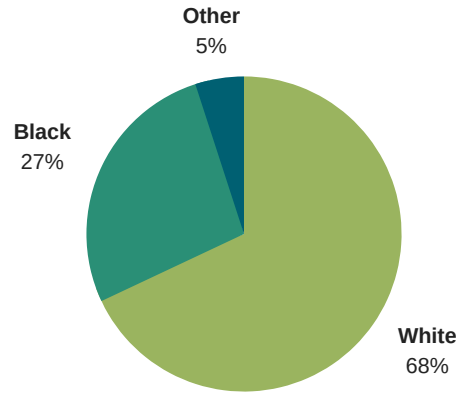
113,254



No. of Households

42,403

## Racial Distribution



# Economy



Median Household Income

\$41,288



Poverty Rates

Category	Rate
Overall	20.5%
Children	31%
Seniors	12%




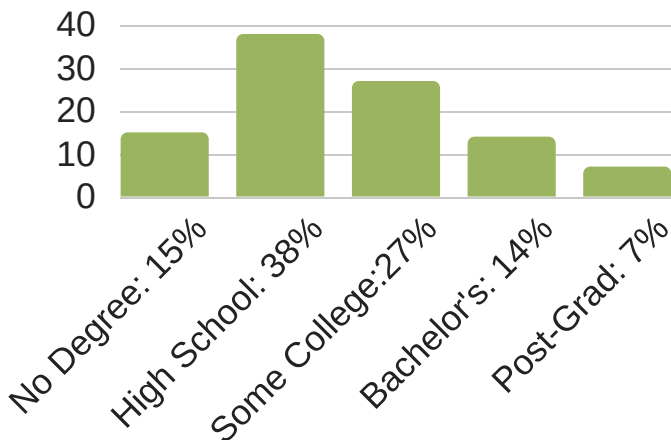
Median Value of Owner-Occupied Housing

\$112,800

# Education

## Minimum Level of Educational Attainment

Population 25 years and over



Public School Enrollment

Claiborne:	1,725
Lincoln:	6,117
Morehouse:	3,926
Ouachita:	19,505
Union:	2,069
West Carroll:	2,057