

Senate District 32

By the Numbers:



Changing Policy.
Improving Lives.
www.labudget.org



SNAP
(Supplemental Nutrition Assistance Program)

No. of Individuals Receiving SNAP

17,320

Monthly SNAP Amount Distributed

\$1,987,400

No. of SNAP Retailers

100

Total Recipients*

233

Total Monthly Distribution*

\$31,416

Cash Assistance



*Combined Family Independence Temporary Assistance & Kinship Care Subsidy Programs



TOPS
(Taylor Opportunity Program for Students)

No. of Students Receiving TOPS

922

Honors: 175
Performance: 278
Opportunity: 444
Tech: 25

No. of Households Receiving EITC

11,597

Percent of Tax Filers Receiving EITC

29.7%

State EITC Refunds*

\$1,636,337

EITC
(Earned Income Tax Credit)



*Estimated at 5 percent of federal credit, using 2014 tax data



Medicaid

Medicaid Enrollment (Expansion)

11,249

Medicaid Enrollment (Non-Expansion)

29,501

Source: Louisiana State Agencies

All data is the most recent available at time of publication, ranging from 2014 to 2018

Demographics



Population

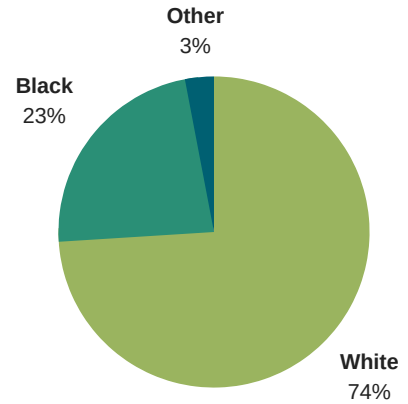
112,451



No. of Households

38,961

Racial Distribution




Economy



Median Household Income

\$39,344



Poverty Rates

Category	Rate
Overall	21.4%
Children	31%
Seniors	15%



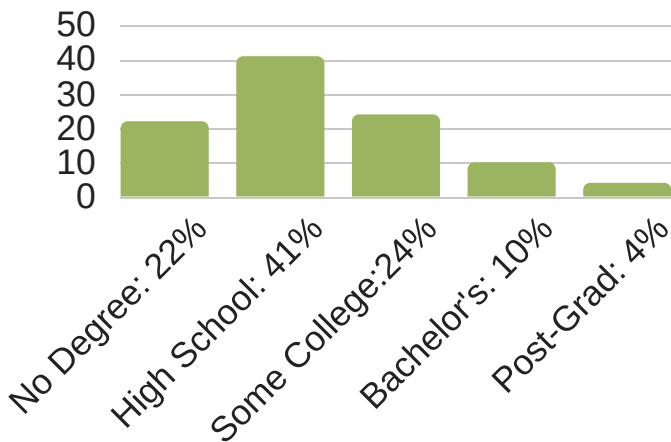
Median Value of Owner-Occupied Housing

\$89,300

Education

Minimum Level of Educational Attainment

Population 25 years and over



Public School Enrollment

Avoyelles:	5,378	LaSalle:	2,645
Caldwell:	1,728	Ouachita:	19,505
Catahoula:	1,276	Rapides:	23,404
Concordia:	3,391	Richland:	2,885
Franklin:	3,209	West Feliciana:	2,221