

# Senate District 10

## By the Numbers:



Changing Policy.  
Improving Lives.  
[www.labudget.org](http://www.labudget.org)



**SNAP**  
(Supplemental Nutrition Assistance Program)

No. of Individuals Receiving SNAP

10,795

Monthly SNAP Amount Distributed

\$1,251,500

No. of SNAP Retailers

77

Total Recipients\*

112

Total Monthly Distribution\*

\$9,936

**Cash Assistance**



\*Combined Family Independence Temporary Assistance & Kinship Care Subsidy Programs



**TOPS**  
(Taylor Opportunity Program for Students)

No. of Students Receiving TOPS

1,803

Honors: 488  
Performance: 402  
Opportunity: 889  
Tech: 24

No. of Households Receiving EITC

10,750

Percent of Tax Filers Receiving EITC

21%

State EITC Refunds\*

\$1,392,663

**EITC**  
(Earned Income Tax Credit)



\*Estimated at 5 percent of federal credit, using 2014 tax data



**Medicaid**

Medicaid Enrollment (Expansion)

9,605

Medicaid Enrollment (Non-Expansion)

19,914

Source: Louisiana State Agencies

All data is the most recent available at time of publication, ranging from 2014 to 2018

# Demographics



Population

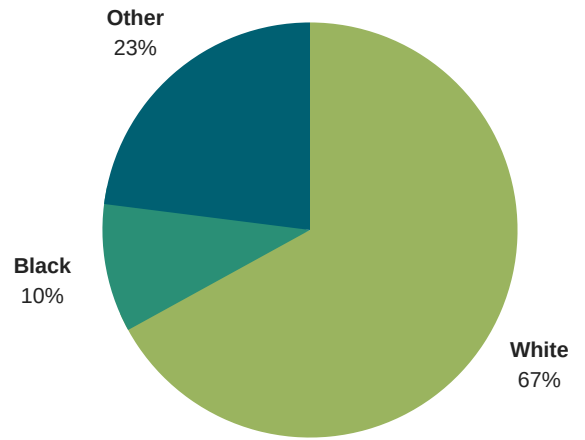
121,048



No. of Households

48,592

## Racial Distribution




# Economy



Median Household Income

\$56,682



Poverty Rates

Category	Rate
Overall	10.5%
Children	16%
Seniors	7%



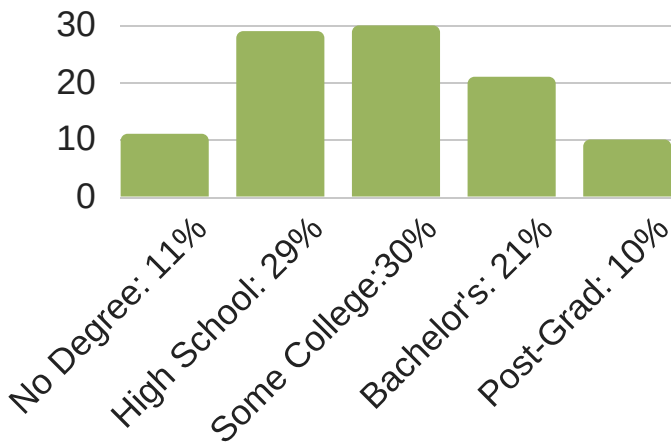
Median Value of Owner-Occupied Housing

\$188,100

# Education

## Minimum Level of Educational Attainment

Population 25 years and over



Public School Enrollment

Jefferson: 49,212