

House District 54 By the Numbers:



Changing Policy.
Improving Lives.
www.labudget.org



SNAP
(Supplemental Nutrition Assistance Program)

No. of Individuals Receiving SNAP

5,930

Monthly SNAP Amount Distributed

\$698,600

No. of SNAP Retailers

30

Total Recipients*

54

Total Monthly Distribution*

\$6,637

Cash Assistance



*Combined Family Independence Temporary Assistance & Kinship Care Subsidy Programs



TOPS
(Taylor Opportunity Program for Students)

No. of Students Receiving TOPS

473

Honors: 113
Performance: 126
Opportunity: 205
Tech: 29

No. of Households Receiving EITC

3,613

Percent of Tax Filers Receiving EITC

20.5%

State EITC Refunds*

\$447,427

EITC
(Earned Income Tax Credit)



*Estimated at 5 percent of federal credit, using 2014 tax data



Medicaid

Medicaid Enrollment (Expansion)

4,415

Medicaid Enrollment (Non-Expansion)

10,470

Source: Louisiana State Agencies

All data is the most recent available at time of publication, ranging from 2014 to 2018

Demographics



Population

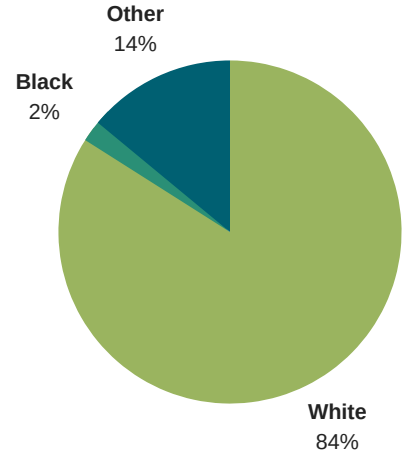
44,359



No. of Households

16,429

Racial Distribution




Economy



Median Household Income

\$53,848



Poverty Rates

Category	Rate
Overall	13%
Children	18%
Seniors	9%



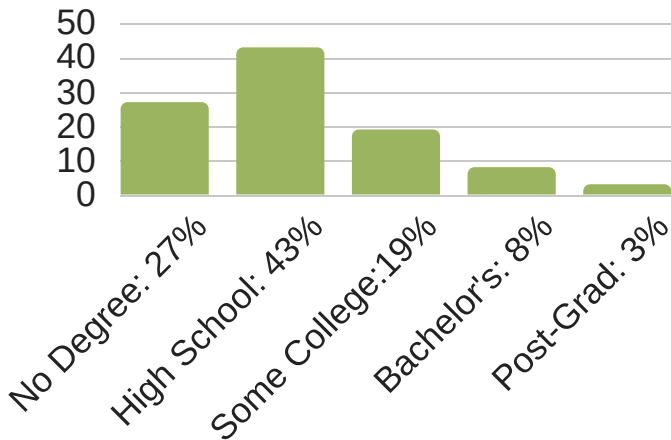
Median Value of Owner-Occupied Housing

\$127,700

Education

Minimum Level of Educational Attainment

Population 25 years and over



Public School Enrollment

Jefferson:	49,212
Lafourche:	14,610