

House District 5 By the Numbers:



Changing Policy.
Improving Lives.
www.labudget.org



SNAP
(Supplemental Nutrition Assistance Program)

No. of Individuals Receiving SNAP

4,128

Monthly SNAP Amount Distributed

\$482,400

No. of SNAP Retailers

33

Total Recipients*

29

Total Monthly Distribution*

\$4,303

Cash Assistance



*Combined Family Independence Temporary Assistance & Kinship Care Subsidy Programs



TOPS
(Taylor Opportunity Program for Students)

No. of Students Receiving TOPS

670

Honors: 186
Performance: 177
Opportunity: 292
Tech: 15

No. of Households Receiving EITC

4,531

Percent of Tax Filers Receiving EITC

25.1%

State EITC Refunds*

\$618,869

EITC
(Earned Income Tax Credit)



*Estimated at 5 percent of federal credit, using 2014 tax data



Medicaid

Medicaid Enrollment (Expansion)

2,431

Medicaid Enrollment (Non-Expansion)

6,027

Source: Louisiana State Agencies

All data is the most recent available at time of publication, ranging from 2014 to 2018

Demographics



Population

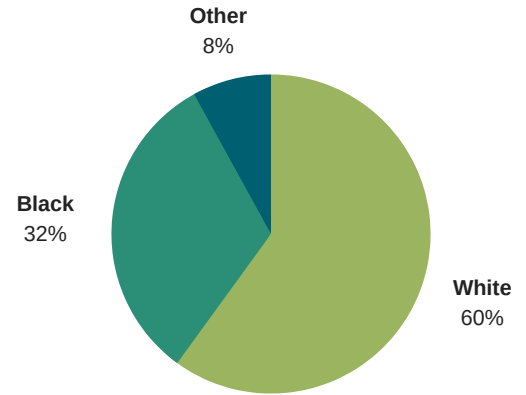
45,063



No. of Households

17,822

Racial Distribution




Economy



Median Household Income

\$55,872



Poverty Rates

Category	Rate
Overall	10.8%
Children	14%
Seniors	6%



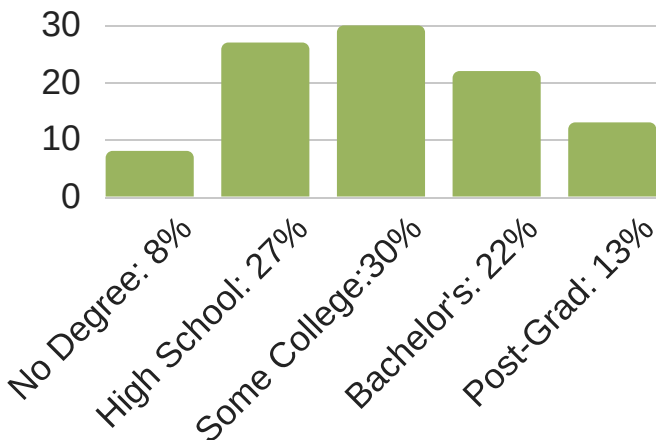
Median Value of Owner-Occupied Housing

\$174,400

Education

Minimum Level of Educational Attainment

Population 25 years and over



Public School Enrollment

Caddo: 39,497