

# House District 45

## By the Numbers:



Changing Policy.  
Improving Lives.  
[www.labudget.org](http://www.labudget.org)



**SNAP**  
(Supplemental Nutrition Assistance Program)

No. of Individuals Receiving SNAP

4,358

Monthly SNAP Amount Distributed

\$513,900

No. of SNAP Retailers

50

Total Recipients\*

77

Total Monthly Distribution\*

\$8,136

**Cash Assistance**



\*Combined Family Independence Temporary Assistance & Kinship Care Subsidy Programs



**TOPS**  
(Taylor Opportunity Program for Students)

No. of Students Receiving TOPS

525

Honors: 154  
Performance: 137  
Opportunity: 231  
Tech: 3

No. of Households Receiving EITC

3,837

Percent of Tax Filers Receiving EITC

19.9%

State EITC Refunds\*

\$470,378

**EITC**  
(Earned Income Tax Credit)



\*Estimated at 5 percent of federal credit, using 2014 tax data



**Medicaid**

Medicaid Enrollment (Expansion)

3,102

Medicaid Enrollment (Non-Expansion)

6,268

Source: Louisiana State Agencies

All data is the most recent available at time of publication, ranging from 2014 to 2018

# Demographics



Population

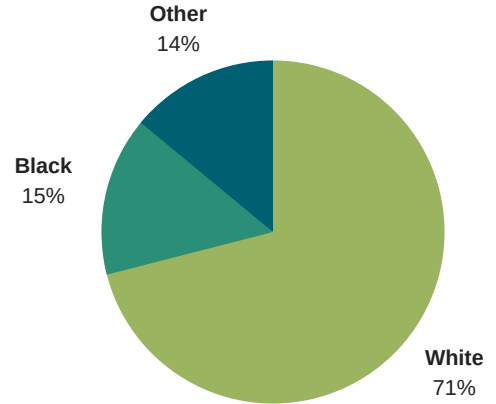
45,199



No. of Households

18,793

## Racial Distribution




# Economy



Median Household Income

\$47,217



Poverty Rates

Category	Rate
Overall	17.4%
Children	20%
Seniors	7%



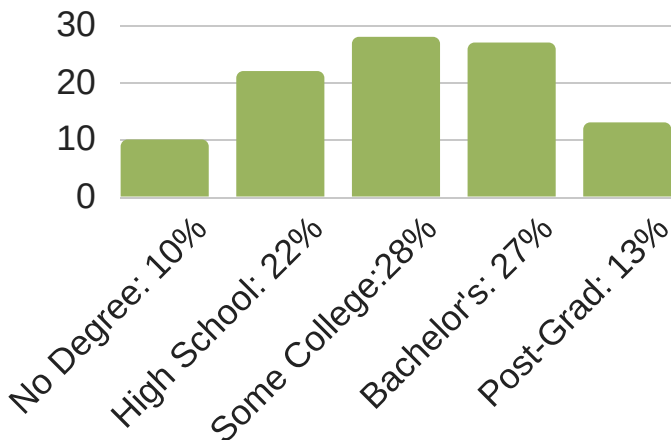
Median Value of Owner-Occupied Housing

\$172,700

# Education

## Minimum Level of Educational Attainment

Population 25 years and over



Public School Enrollment

Lafayette: 31,015