

# House District 43

## By the Numbers:



Changing Policy.  
Improving Lives.  
[www.labudget.org](http://www.labudget.org)



**SNAP**  
(Supplemental Nutrition Assistance Program)

No. of Individuals Receiving SNAP

3,326

Monthly SNAP Amount Distributed

\$407,600

No. of SNAP Retailers

39

Total Recipients\*

51

Total Monthly Distribution\*

\$6,726

**Cash Assistance**



\*Combined Family Independence Temporary Assistance & Kinship Care Subsidy Programs



**TOPS**  
(Taylor Opportunity Program for Students)

No. of Students Receiving TOPS

920

Honors: 235  
Performance: 250  
Opportunity: 426  
Tech: 9

No. of Households Receiving EITC

2,792

Percent of Tax Filers Receiving EITC

14.6%

State EITC Refunds\*

\$336,824

**EITC**  
(Earned Income Tax Credit)



\*Estimated at 5 percent of federal credit, using 2014 tax data



**Medicaid**

Medicaid Enrollment (Expansion)

2,409

Medicaid Enrollment (Non-Expansion)

5,165

Source: Louisiana State Agencies

All data is the most recent available at time of publication, ranging from 2014 to 2018

# Demographics



Population

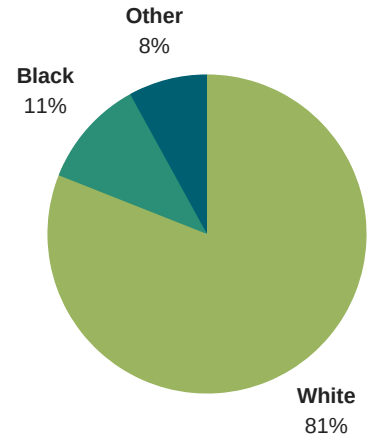
47,273



No. of Households

18,776

## Racial Distribution




# Economy



Median Household Income

\$71,379



Poverty Rates

Category	Rate
Overall	8.6%
Children	12%
Seniors	5%



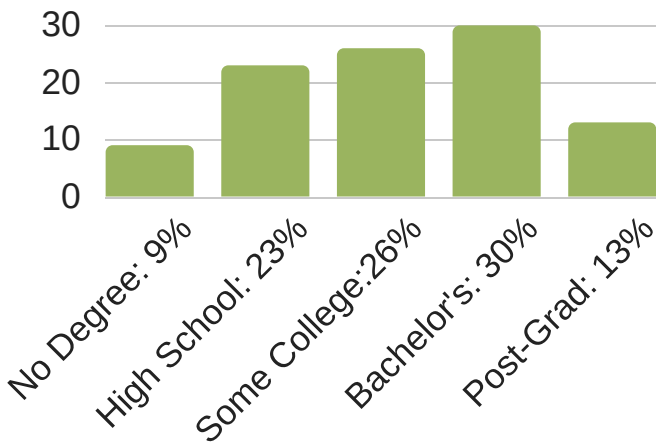
Median Value of Owner-Occupied Housing

\$228,000

# Education

## Minimum Level of Educational Attainment

Population 25 years and over



Public School Enrollment

Lafayette: 31,015