

House District 37

By the Numbers:



Changing Policy.
Improving Lives.
www.labudget.org



SNAP
(Supplemental Nutrition Assistance Program)

No. of Individuals Receiving SNAP

6,336

Monthly SNAP Amount Distributed

\$724,400

No. of SNAP Retailers

50

Total Recipients*

68

Total Monthly Distribution*

\$8,678

Cash Assistance



*Combined Family Independence Temporary Assistance & Kinship Care Subsidy Programs



TOPS
(Taylor Opportunity Program for Students)

No. of Students Receiving TOPS

478

Honors: 76
Performance: 138
Opportunity: 224
Tech: 40

No. of Households Receiving EITC

4,572

Percent of Tax Filers Receiving EITC

26.6%

State EITC Refunds*

\$606,524

EITC
(Earned Income Tax Credit)



*Estimated at 5 percent of federal credit, using 2014 tax data



Medicaid

Medicaid Enrollment (Expansion)

4,479

Medicaid Enrollment (Non-Expansion)

11,776

Source: Louisiana State Agencies

All data is the most recent available at time of publication, ranging from 2014 to 2018

Demographics



Population

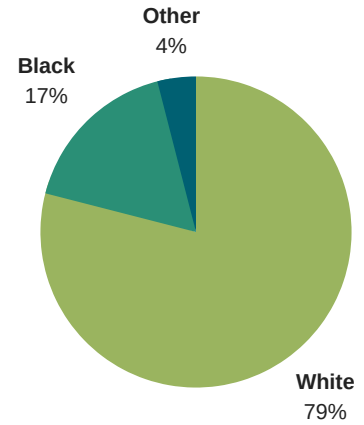
43,629



No. of Households

16,070

Racial Distribution




Economy



Median Household Income

\$42,780



Poverty Rates

Category	Rate
Overall	19.1%
Children	25%
Seniors	15%



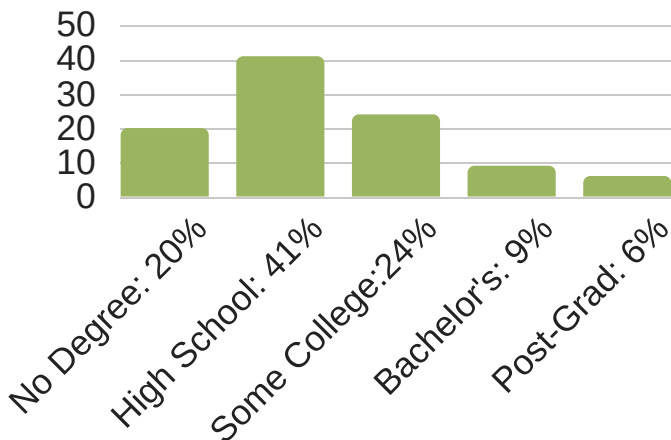
Median Value of Owner-Occupied Housing

\$97,100

Education

Minimum Level of Educational Attainment

Population 25 years and over



Public School Enrollment

Calcasieu:	32,965
Jefferson Davis:	5,954