

House District 13

By the Numbers:



Changing Policy.
Improving Lives.
www.labudget.org



SNAP
(Supplemental Nutrition Assistance Program)

No. of Individuals Receiving SNAP

7,157

Monthly SNAP Amount Distributed

\$833,700

No. of SNAP Retailers

45

Total Recipients*

132

Total Monthly Distribution*

\$18,569

Cash Assistance



*Combined Family Independence Temporary Assistance & Kinship Care Subsidy Programs



TOPS
(Taylor Opportunity Program for Students)

No. of Students Receiving TOPS

365

Honors: 56
Performance: 101
Opportunity: 188
Tech: 20

No. of Households Receiving EITC

4,375

Percent of Tax Filers Receiving EITC

28.7%

State EITC Refunds*

\$596,997

EITC
(Earned Income Tax Credit)



*Estimated at 5 percent of federal credit, using 2014 tax data



Medicaid

Medicaid Enrollment (Expansion)

4,675

Medicaid Enrollment (Non-Expansion)

12,598

Source: Louisiana State Agencies

All data is the most recent available at time of publication, ranging from 2014 to 2018

Demographics



Population

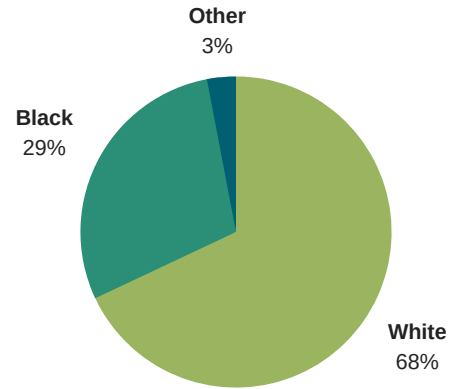
43,476



No. of Households

16,553

Racial Distribution




Economy



Median Household Income

\$38,405



Poverty Rates

Category	Rate
Overall	24.1%
Children	35%
Seniors	14%



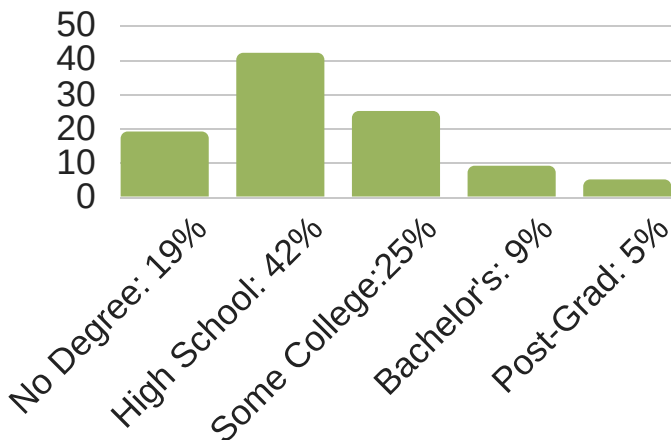
Median Value of Owner-Occupied Housing

\$78,500

Education

Minimum Level of Educational Attainment

Population 25 years and over



Public School Enrollment

Bienville:	2,254
Jackson:	2,269
Ouachita:	19,505
Winn:	2,244