

House District 104

By the Numbers:



Changing Policy.
Improving Lives.
www.labudget.org



SNAP
(Supplemental Nutrition Assistance Program)

No. of Individuals Receiving SNAP

4,333

Monthly SNAP Amount Distributed

\$502,100

No. of SNAP Retailers

27

Total Recipients*

39

Total Monthly Distribution*

\$4,364

Cash Assistance



*Combined Family Independence Temporary Assistance & Kinship Care Subsidy Programs



TOPS
(Taylor Opportunity Program for Students)

No. of Students Receiving TOPS

664

Honors: 162
Performance: 175
Opportunity: 316
Tech: 11

No. of Households Receiving EITC

3,410

Percent of Tax Filers Receiving EITC

21.3%

State EITC Refunds*

\$431,783

EITC
(Earned Income Tax Credit)



*Estimated at 5 percent of federal credit, using 2014 tax data



Medicaid

Medicaid Enrollment (Expansion)

2,933

Medicaid Enrollment (Non-Expansion)

6,723

Source: Louisiana State Agencies

All data is the most recent available at time of publication, ranging from 2014 to 2018

Demographics



Population

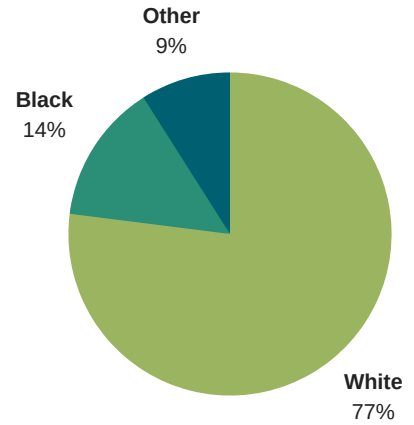
42,247



No. of Households

15,939

Racial Distribution




Economy



Median Household Income

\$56,402



Poverty Rates

Category	Percentage
Overall	13.2%
Children	19%
Seniors	7%



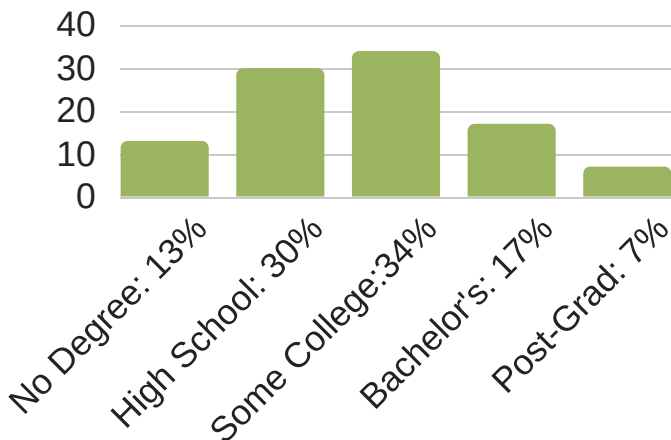
Median Value of Owner-Occupied Housing

\$172,300

Education

Minimum Level of Educational Attainment

Population 25 years and over



Public School Enrollment

St. Tammany: 38,559