

# Senate District 34

## By the Numbers:



Changing Policy.  
Improving Lives.  
[www.labudget.org](http://www.labudget.org)



**SNAP**  
(Supplemental Nutrition Assistance Program)

No. of Individuals Receiving SNAP

34,452

Monthly SNAP Amount Distributed

\$4,066,700

No. of SNAP Retailers

134

Total Recipients\*

896

Total Monthly Distribution\*

\$92,120

**Cash Assistance**



\*Combined Family Independence Temporary Assistance & Kinship Care Subsidy Programs



**TOPS**  
(Taylor Opportunity Program for Students)

No. of Students Receiving TOPS

632

Honors: 87  
Performance: 161  
Opportunity: 365  
Tech: 19

No. of Households Receiving EITC

18,450

Percent of Tax Filers Receiving EITC

43.3%

State EITC Refunds\*

\$2,923,403

**EITC**  
(Earned Income Tax Credit)



\*Estimated at 5 percent of federal credit, using 2014 tax data



**Medicaid**

Medicaid Enrollment (Expansion)

20,733

Medicaid Enrollment (Non-Expansion)

51,434

Source: Louisiana State Agencies

All data is the most recent available at time of publication, ranging from 2014 to 2018

# Demographics



Population

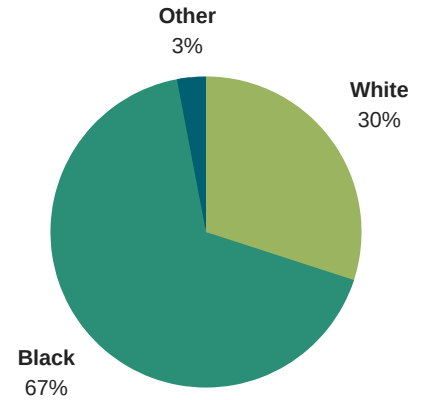
114,911



No. of Households

39,426

## Racial Distribution




# Economy



Median Household Income

\$24,953



Poverty Rates

Category	Rate
Overall	38.3%
Children	57%
Seniors	23%



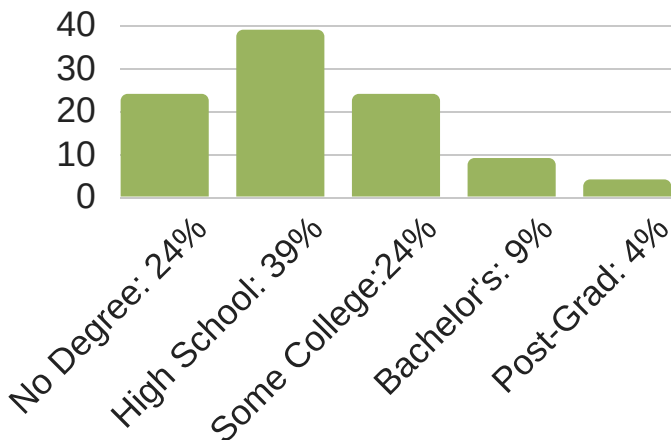
Median Value of Owner-Occupied Housing

\$74,200

# Education

## Minimum Level of Educational Attainment

Population 25 years and over



Public School Enrollment

Concordia:	3,391
East Carroll:	1,011
Madison:	1,291
Morehouse:	3,926
Ouachita:	19,505
Richland:	2,885
Tensas:	507