

Senate District 21

By the Numbers:



Changing Policy.
Improving Lives.
www.labudget.org



SNAP
(Supplemental Nutrition Assistance Program)

No. of Individuals Receiving SNAP

21,065

Monthly SNAP Amount Distributed

\$2,526,800

No. of SNAP Retailers

129

Total Recipients*

297

Total Monthly Distribution*

\$28,929

Cash Assistance



*Combined Family Independence Temporary Assistance & Kinship Care Subsidy Programs



TOPS
(Taylor Opportunity Program for Students)

No. of Students Receiving TOPS

1,544

Honors: 348
Performance: 401
Opportunity: 748
Tech: 47

No. of Households Receiving EITC

13,325

Percent of Tax Filers Receiving EITC

26.5%

State EITC Refunds*

\$1,897,480

EITC
(Earned Income Tax Credit)



*Estimated at 5 percent of federal credit, using 2014 tax data



Medicaid

Medicaid Enrollment (Expansion)

12,722

Medicaid Enrollment (Non-Expansion)

30,320

Source: Louisiana State Agencies

All data is the most recent available at time of publication, ranging from 2014 to 2018

Demographics



Population

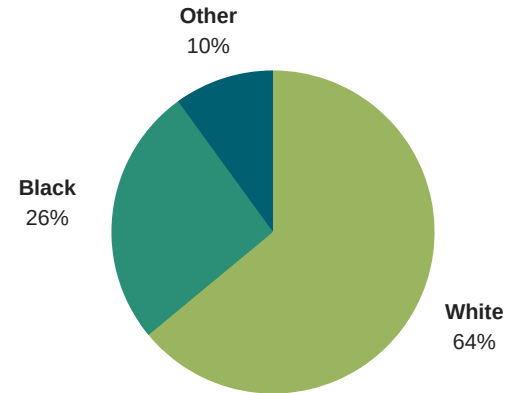
121,847



No. of Households

45,761

Racial Distribution




Economy



Median Household Income

\$45,969



Poverty Rates

Category	Percentage
Overall	19%
Children	26%
Seniors	13%



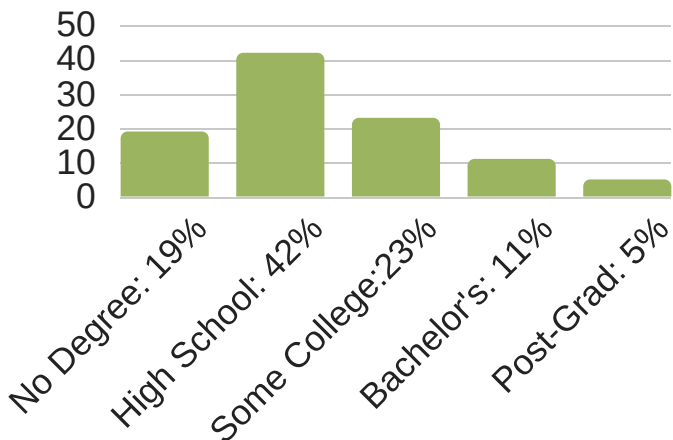
Median Value of Owner-Occupied Housing

\$125,900

Education

Minimum Level of Educational Attainment

Population 25 years and over



Public School Enrollment

Iberia:	13,060
Lafourche:	14,610
St. Mary	8,557
Terrebonne:	17,785