

Senate District 20

By the Numbers:



Changing Policy.
Improving Lives.
www.labudget.org



SNAP
(Supplemental Nutrition Assistance Program)

No. of Individuals Receiving SNAP

20,231

Monthly SNAP Amount Distributed

\$2,415,200

No. of SNAP Retailers

99

Total Recipients*
228

Total Monthly Distribution*
\$27,694

Cash Assistance



*Combined Family Independence Temporary Assistance & Kinship Care Subsidy Programs



TOPS
(Taylor Opportunity Program for Students)

No. of Students Receiving TOPS

1,282

Honors: 315
Performance: 337
Opportunity: 573
Tech: 57

No. of Households Receiving EITC

10,663

Percent of Tax Filers Receiving EITC

23.4%

State EITC Refunds*

\$1,388,856

EITC
(Earned Income Tax Credit)



*Estimated at 5 percent of federal credit, using 2014 tax data



Medicaid

Medicaid Enrollment (Expansion)

12,456

Medicaid Enrollment (Non-Expansion)

32,255

Source: Louisiana State Agencies

All data is the most recent available at time of publication, ranging from 2014 to 2018

Demographics



Population

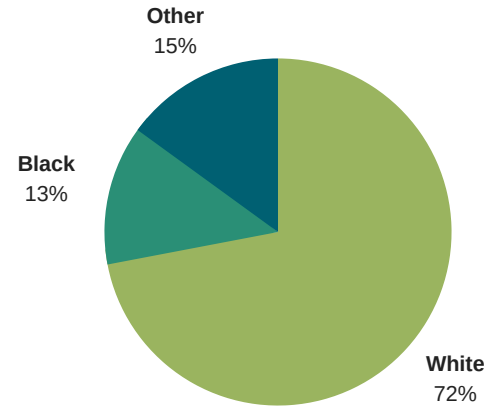
116,082



No. of Households

40,362

Racial Distribution




Economy



Median Household Income

\$50,140



Poverty Rates

Category	Rate
Overall	19%
Children	26%
Seniors	11%



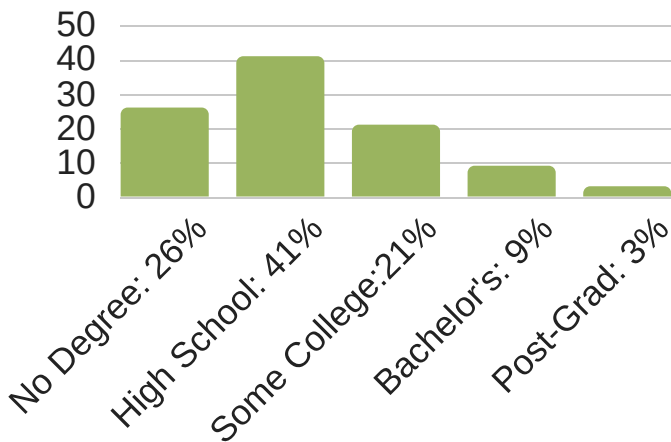
Median Value of Owner-Occupied Housing

\$124,700

Education

Minimum Level of Educational Attainment

Population 25 years and over



Public School Enrollment

Lafourche:	14,610
Terrebonne:	17,785