

Senate District 14

By the Numbers:



Changing Policy.
Improving Lives.
www.labudget.org



SNAP
(Supplemental Nutrition Assistance Program)

No. of Individuals Receiving SNAP

28,795

Monthly SNAP Amount Distributed

\$3,510,400

No. of SNAP Retailers

154

Total Recipients*

669

Total Monthly Distribution*

\$68,994

Cash Assistance



*Combined Family Independence Temporary Assistance & Kinship Care Subsidy Programs



TOPS
(Taylor Opportunity Program for Students)

No. of Students Receiving TOPS

781

Honors: 215
Performance: 163
Opportunity: 381
Tech: 22

No. of Households Receiving EITC

16,239

Percent of Tax Filers Receiving EITC

36.7%

State EITC Refunds*

\$2,508,926

EITC
(Earned Income Tax Credit)



*Estimated at 5 percent of federal credit, using 2014 tax data



Medicaid

Medicaid Enrollment (Expansion)

19,244

Medicaid Enrollment (Non-Expansion)

47,022

Source: Louisiana State Agencies

All data is the most recent available at time of publication, ranging from 2014 to 2018

Demographics



Population

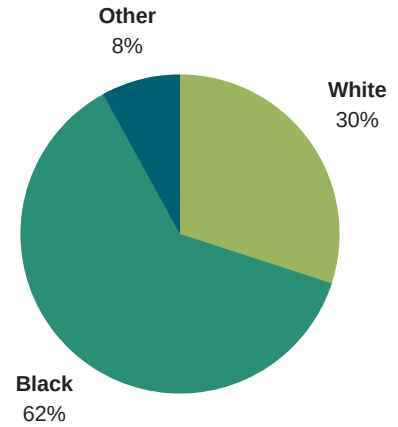
116,605



No. of Households

43,813

Racial Distribution




Economy



Median Household Income

\$31,763



Poverty Rates

Category	Rate
Overall	33.8%
Children	42%
Seniors	17%



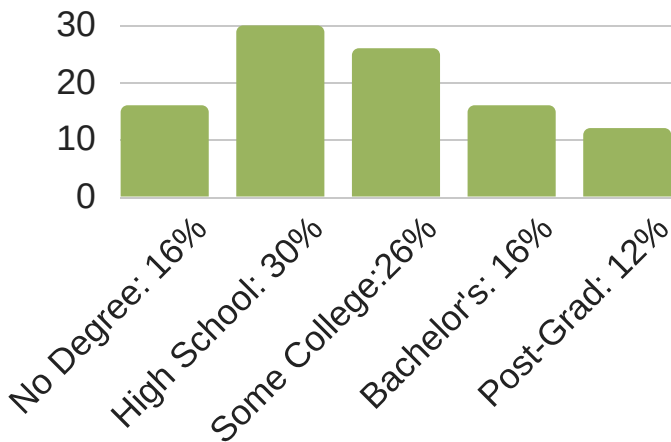
Median Value of Owner-Occupied Housing

\$123,300

Education

Minimum Level of Educational Attainment

Population 25 years and over



Public School Enrollment

East Baton Rouge: 40,784