

House District 98

By the Numbers:



Changing Policy.
Improving Lives.
www.labudget.org



SNAP
(Supplemental Nutrition Assistance Program)

No. of Individuals Receiving SNAP

2,510

Monthly SNAP Amount Distributed

\$306,500

No. of SNAP Retailers

26

Total Recipients*

49

Total Monthly Distribution*

\$5,658

Cash Assistance



*Combined Family Independence Temporary Assistance & Kinship Care Subsidy Programs



TOPS
(Taylor Opportunity Program for Students)

No. of Students Receiving TOPS

210

Honors: 102
Performance: 31
Opportunity: 77
Tech: 0

No. of Households Receiving EITC

3,832

Percent of Tax Filers Receiving EITC

23.9%

State EITC Refunds*

\$495,738

EITC
(Earned Income Tax Credit)



*Estimated at 5 percent of federal credit, using 2014 tax data



Medicaid

Medicaid Enrollment (Expansion)

3,076

Medicaid Enrollment (Non-Expansion)

4,095

Source: Louisiana State Agencies

All data is the most recent available at time of publication, ranging from 2014 to 2018

Demographics



Population

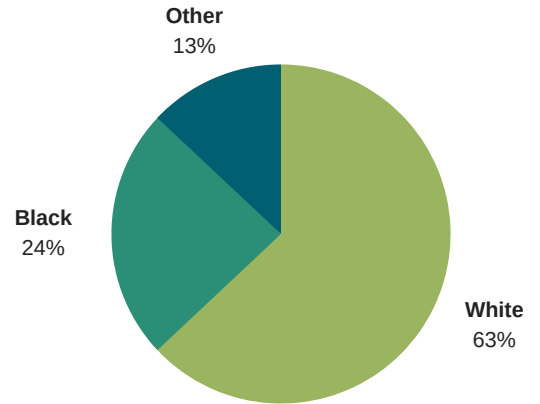
48,059



No. of Households

18,786

Racial Distribution




Economy



Median Household Income

\$60,147



Poverty Rates

Category	Rate
Overall	18.8%
Children	19%
Seniors	12%



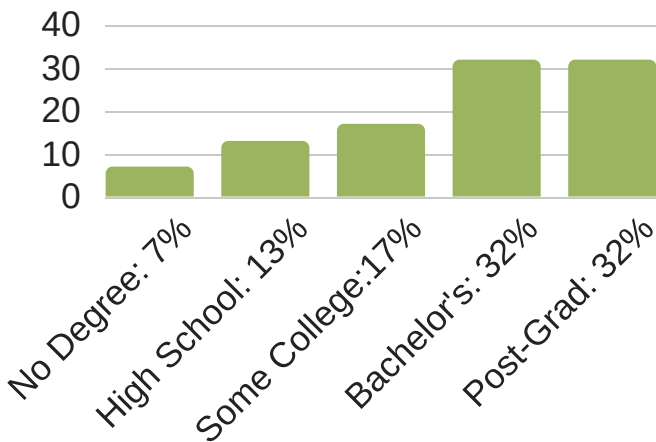
Median Value of Owner-Occupied Housing

\$391,800

Education

Minimum Level of Educational Attainment

Population 25 years and over



Public School Enrollment

Orleans: 46,158