

House District 91

By the Numbers:



Changing Policy.
Improving Lives.
www.labudget.org



SNAP
(Supplemental Nutrition Assistance Program)

No. of Individuals Receiving SNAP

9,976

Monthly SNAP Amount Distributed

\$1,206,300

No. of SNAP Retailers

60

Total Recipients*
209

Total Monthly Distribution*
\$21,291

Cash Assistance



*Combined Family Independence Temporary Assistance & Kinship Care Subsidy Programs



TOPS
(Taylor Opportunity Program for Students)

No. of Students Receiving TOPS

169

Honors: 33
Performance: 43
Opportunity: 92
Tech: 1

No. of Households Receiving EITC
4,503

Percent of Tax Filers Receiving EITC
25.7%

State EITC Refunds*

\$588,720

EITC
(Earned Income Tax Credit)



*Estimated at 5 percent of federal credit, using 2014 tax data



Medicaid

Medicaid Enrollment (Expansion)

6,613

Medicaid Enrollment (Non-Expansion)

12,425

Source: Louisiana State Agencies

All data is the most recent available at time of publication, ranging from 2014 to 2018

Demographics



Population

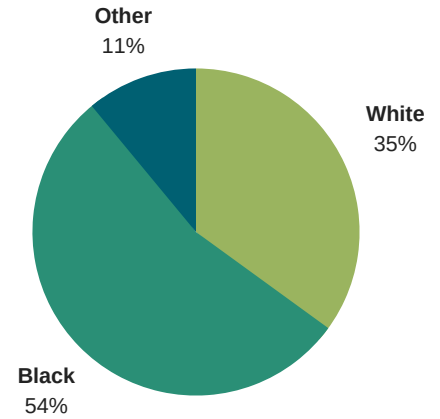
49,461



No. of Households

21,552

Racial Distribution




Economy



Median Household Income

\$31,842



Poverty Rates

| Category | Rate |
|----------|-------|
| Overall | 31.5% |
| Children | 47% |
| Seniors | 22% |



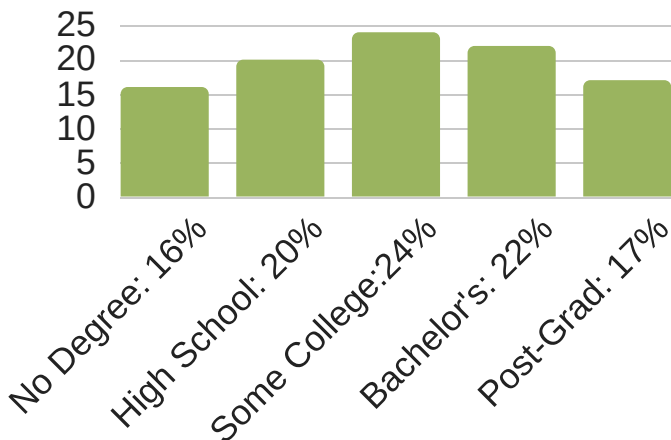
Median Value of Owner-Occupied Housing

\$239,400

Education

Minimum Level of Educational Attainment

Population 25 years and over



Public School Enrollment

Orleans: 46,158